

ALYA 

PROJECT & STAFF
series

Ofisinizin Sanatı...

yenilikçi / innovator

farklı çizgiler / different style

yaratıcı tasarım / creative design


spesifik renk ve materyal / specific color and materials

kaliteli ürün / quality products

müşteri memnuniyeti / customer satisfaction

güler yüzlü hizmet / positive customer feedback





ALYA 

ALYA 

Boomerang Series	004
Lares Series	024
Icon Series	042
Efes Series	060
Artek Series	074
Trend Series	080
Exen Series	086
Motto Series	092
Legold Series	096
Toplantı Masaları	
Meeting Tables	100
Bankolar ve Kürsüler	
Receptions & Rostrums	110
Kitaplıklar ve Metal Dolaplar	
Bookcases & Metal Cupboards	116
Kesonlar ve Aksesuarlar	
Pedestals & Accessories	123
Ofis Bölmeleri ve Bölücü Paneller	
Office Separator & Divider Panels	126
Okul ve Yurt Projeleri	
School & Dorm Project	136
Otel Projeleri	
Hotel Project	144



BMR 01 / Masa / Table / L 225 cm. / D 188 cm. H 75 cm.

BMR 03 / Kitaplık / Bookcase / L 210 cm. / D 41 cm. H 131 cm.

BMR 04 / Sehpa / Coffeetable / L 80 cm. / D 55 cm. H 42 cm.

RVR 10 / Rover Makam Koltuğu / Executive Chair / Aspendos 19

RVR 30 / Rover Misafir Koltuğu / Guest Chair / Aspendos 19

30 mm çift parçalı CNC'de özel form verilmiş tabla, elektrostatik toz boya ile boyanan özel silindirik formu verilmiş krom parçalı güçlü boru ayaklar, priz kutusu, frenli menteşe ve teleskopik ray, merkezi kilit, elektrostatik toz boya ile boyanan metal pc menfezi, ahşap çekmece, krom kare kulp.
/ 30 mm desktop thickness (two pieces) CNC formed desktop, strong chrome legs, electrostatically painted, plug, telescopic rail brake, soft close hinge, wooden drawer, chrome square handle.



çırağan / parlak beyaz



OLY 02 / Masa / Table / L 225 cm. / D 150 cm. H 75 cm.

OLY 04 / Kitaplık / Bookcase / L 200 cm. / D 40 cm. H 88 cm.

OLY 05 / Sehpa / Coffeetable / L 70 cm. / D 50 cm. H 42 cm.

AWC 10 / Awachi Makam Koltuğu / Executive Chair / Aspendos 13

AWC 30 / Awachi Misafir Koltuğu / Guest Chair / Aspendos 13

30 mm tabla kalınlığı, elektrostatik toz boya ile boyanan özel silindirik formu verilmiş krom parçalı güçlü boru ayaklar, frenli menteşe ve teleskopik ray, priz kutusu, özel plastik pc menfezi, ahşap çekmece, krom kare kulp. / 30 mm desktop thickness, strong chrome legs, electrostatically painted, telescopic rail brake, plug, plastic PC air inlet cap, soft close hinge, wooden drawer, chrome square handle.





BMW 01 01 / Masa / Table / L 190 cm. / D 70 cm. H 75 cm.

DSK 13 / Yarım Kapak Dolap / Bookcase / L 80 cm. / D 40 cm. H 119 cm.

DSK 14 / Boy Kapak Dolap / Bookcase / L 80 cm. / D 40 cm. H 119 cm.

BMW 112 / Sehpa / Coffeetable / L 70 cm. / D 50 cm. H 42 cm.

FTA 20 / Fiesta Müdür Koltuğu / Manager Chair / Aspendos 19

FTA 40 / Fiesta Misafir Koltuğu / Guest Chair / Aspendos 19

30 mm tabla, elektrostatik toz boyalı krom parçalı boru ayaklar, plastik pc menfezi, krom yay kulp, plastik çekmece, merkezi kilit, çubuk ray. / 30 mm desktop thickness, electrostatically painted, chrome pipe legs, plastic vent-hole, chrome handle, plastic drawer, central lock, drawer rail.



BMW 06 / Masa / Table / L 180 cm. / D 70 cm. H 75 cm.

BMW 113 / Etajer / Etagere / L 90 cm. / D 55 cm. H 75 cm.

DSK 13 / Yarım Kapak Dolap / Bookcase / L 80 cm. / D 40 cm. H 119 cm.

DSK 14 / Boy Kapak Dolap / Bookcase / L 80 cm. / D 40 cm. H 119 cm.

BMW 112 / Sehpa / Coffeetable / L 70 cm. / D 50 cm. H 42 cm.

KSN 03 / Keson / Pedestal / L 40 cm. / D 47 cm. H 63 cm.

FTA 20 / Fiesta Müdür Koltuğu / Manager Chair / Aspendos 19

FTA 40 / Fiesta Misafir Koltuğu / Guest Chair / Aspendos 19

30 mm tabla, omurga kablo kanalı, elektrostatik toz boyalı krom parçalı boru ayaklar. / 30 mm desktop thickness, cable channel, electrostatically painted, chrome pipe legs.

30 mm tabla, omurga kablo kanalı, elektro- statik toz boyalı krom parçalı boru ayaklar.

30 mm desktop thickness, cable channel, electrostatically painted, chrome pipe legs.

BMW 07	(Sağ Etajerli/ R)	L/140	D/150	H/75
BMW 07 01	(Sol Etajerli / L)	L/140	D/150	H/75
BMW 08	(Sağ Etajerli/ R)	L/160	D/150	H/75
BMW 08 01	(Sol Etajerli / L)	L/160	D/150	H/75
BMW 09	(Sağ Etajerli/ R)	L/180	D/150	H/75
BMW 09 01	(Sol Etajerli / L)	L/180	D/150	H/75



30 mm tabla, omurga kablo kanalı, elektro- statik toz boyalı krom parçalı boru ayaklar, krom yay kulp, plastik çekmece, merkezi kilit, çubuk ray.

30 mm desktop thickness, cable channel, electrostatically painted, chrome pipe legs, chrome handle, plastic drawer, central lock, drawer rail.

BMW 10	(Sağ Etajerli/ R)	L/140	D/150	H/75
BMW 10 01	(Sol Etajerli / L)	L/140	D/150	H/75
BMW 11	(Sağ Etajerli/ R)	L/160	D/150	H/75
BMW 11 01	(Sol Etajerli / L)	L/160	D/150	H/75
BMW 12	(Sağ Etajerli/ R)	L/180	D/150	H/75
BMW 12 01	(Sol Etajerli / L)	L/180	D/150	H/75



CNC ile özel form verilmiş 30 mm tabla, omurga kablo kanalı, elektrostatik toz boyalı krom parçalı boru ayaklar, krom yay kulp, plastik çekmece, merkezi kilit, çubuk ray.

30 mm thickness CNC shaped desktop, cable channel, electrostatically painted, chrome pipe legs, chrome handle, plastic drawer, central lock, drawer rail.

BMW 13	(Sağ Etajerli/ R)	L/140	D/150	H/75
BMW 13 01	(Sol Etajerli / L)	L/140	D/150	H/75
BMW 14	(Sağ Etajerli/ R)	L/160	D/150	H/75
BMW 14 01	(Sol Etajerli / L)	L/160	D/150	H/75
BMW 15	(Sağ Etajerli/ R)	L/180	D/150	H/75
BMW 15 01	(Sol Etajerli / L)	L/180	D/150	H/75



boomerang



30 mm tabla, omurga kablo kanalı, elektrostatik toz boyalı krom parçalı boru ayaklar, 18 mm suntalam seperatör.

30 mm desktop thickness, cable channel, electrostatically painted, chrome pipe legs, 18 mm chipboard separator.

BMW 16	L/140	D/142	H/110
BMW 17	L/160	D/142	H/110
BMW 18	L/180	D/142	H/110



30 mm tabla, omurga kablo kanalı, elektrostatik toz boyalı krom parçalı boru ayaklar, 4 mm pleksiglas seperatör.

30 mm desktop thickness, cable channel, electrostatically painted, chrome pipe legs, 4 mm plexiglass separator.

BMW 19	L/140	D/140	H/110
BMW 20	L/160	D/140	H/110
BMW 21	L/180	D/140	H/110



30 mm tabla, omurga kablo kanalı, elektrostatik toz boyalı krom parçalı boru ayaklar, 30 mm alüminyum profilli bölücü panel.

30 mm desktop thickness, cable channel, electrostatically painted, chrome pipe legs, 30 mm aluminium profiled separator.

BMW 22	L/140	D/143	H/110
BMW 23	L/160	D/143	H/110
BMW 24	L/180	D/143	H/110

30 mm tabla, omurga kablo kanalı, elektrostatik toz boyalı krom parçalı boru ayaklar, 18 mm suntalam seperatör.

30 mm desktop thickness, cable channel, electrostaticly painted, chrome pipe legs, 18 mm chipboard separator.



BMW 25	L/140	D/142	H/110
BMW 26	L/160	D/142	H/110
BMW 27	L/180	D/142	H/110

30 mm tabla, omurga kablo kanalı, elektrostatik toz boyalı krom parçalı boru ayaklar, 4 mm pleksiglas seperatör.

30 mm desktop thickness, cable channel, electrostaticly painted, chrome pipe legs, 4 mm plexiglass separator.



BMW 28	L/140	D/140	H/110
BMW 29	L/160	D/140	H/110
BMW 30	L/180	D/140	H/110

boomerang



30 mm tabla, omurga kablo kanalı, elektro- statik toz boyalı krom parçalı boru ayaklar, krom yay kulp, plastik çekmece, merkezi kilit, çubuk ray, 18 mm sunta- lam seperatör.

30 mm desktop thickness, cable channel, electrostaticly painted, chrome pipe legs, chrome handle, plastic drawer, central lock, drawer rail, 18 mm chipboard seperator.

BMW 31	L/282	D/150	H/110
BMW 32	L/322	D/150	H/110
BMW 33	L/362	D/150	H/110



30 mm tabla, omurga kablo kanalı, elektro- statik toz boyalı krom parçalı boru ayaklar, krom yay kulp, plastik çekmece, merkezi kilit, çubuk ray, 4 mm pleksiglas seperatör.

30 mm desktop thickness, cable channel, electrostaticly painted, chrome pipe legs, chrome handle, plastic drawer, central lock, drawer rail, 4 mm plexiglass separator.

BMW 34	L/280	D/150	H/110
BMW 35	L/320	D/150	H/110
BMW 36	L/360	D/150	H/110



30 mm tabla, omurga kablo kanalı, elektrostatik toz boyalı krom parçalı boru ayaklar, krom yay kulp, plastik çekmece, merkezi kilit, çubuk ray, 30 mm alümin- yum profilli bölücü panel.

30 mm desktop thickness, cable channel, electrostaticly painted, chrome pipe legs, chrome handle, plastic drawer, central lock, drawer rail, 30 mm aluminium profiled seperator.

BMW 37	L/283	D/150	H/110
BMW 38	L/323	D/150	H/110
BMW 39	L/363	D/150	H/110

CNC ile özel form verilmiş 30 mm tabla, omurga kablo kanalı, elektrostatik toz boyalı krom parçalı boru ayaklar, krom yay kulp, plastik çekmece, merkezi kilit, çubuk ray, 18 mm suntalam seperatör.

30 mm thickness CNC shaped desktop, cable channel, electrostatically painted, chrome pipe legs, chrome handle, plastic drawer, central lock, drawer rail, 18 mm chipboard separator.

BMW 40	L/282	D/150	H/110
BMW 41	L/322	D/150	H/110
BMW 42	L/362	D/150	H/110



CNC ile özel form verilmiş 30 mm tabla, omurga kablo kanalı, elektrostatik toz boyalı krom parçalı boru ayaklar, krom yay kulp, plastik çekmece, merkezi kilit, çubuk ray, 4 mm pleksiglas seperatör.

30 mm thickness CNC shaped desktop, cable channel, electrostatically painted, chrome pipe legs, chrome handle, plastic drawer, central lock, drawer rail, 4 mm plexiglass separator.

BMW 43	L/280	D/150	H/110
BMW 44	L/320	D/150	H/110
BMW 45	L/360	D/150	H/110



CNC ile özel form verilmiş 30 mm tabla, omurga kablo kanalı, elektrostatik toz boyalı krom parçalı boru ayaklar, krom yay kulp, plastik çekmece, merkezi kilit, çubuk ray, 30 mm alüminyum profilli bölücü panel.

30 mm thickness CNC shaped desktop, cable channel, electrostatically painted, chrome pipe legs, chrome handle, plastic drawer, central lock, drawer rail, 30 mm aluminium profiled separator.

BMW 46	L/283	D/150	H/110
BMW 47	L/323	D/150	H/110
BMW 48	L/363	D/150	H/110



boomerang



30 mm tabla, omurga kablo kanalı, elektro- statik toz boyalı krom parçalı boru ayaklar, 18 mm suntalam seperatör.

30 mm desktop thickness, cable channel, electrostaticly painted, chrome pipe legs, 18 mm chipboard separator.

BMW 49	L/282	D/142	H/110
BMW 50	L/322	D/142	H/110
BMW 51	L/362	D/142	H/110



30 mm tabla, omurga kablo kanalı, elektro- statik toz boyalı krom parçalı boru ayaklar, 4 mm pleksiglas seperatör.

30 mm desktop thickness, cable channel, electro- staticly painted, chrome pipe legs, 4 mm plexiglass separator.

BMW 52	L/280	D/140	H/110
BMW 53	L/320	D/140	H/110
BMW 54	L/360	D/140	H/110



30 mm tabla, omurga kablo kanalı, elektro- statik toz boyalı krom parçalı boru ayaklar, 30 mm alüminyum profilli bölücü panel.

30 mm desktop thickness, cable channel, electrostaticly painted, chrome pipe legs, 30 mm aluminium profiled separator.

BMW 55	L/283	D/143	H/110
BMW 56	L/323	D/143	H/110
BMW 57	L/363	D/143	H/110

30 mm tabla, omurga kablo kanalı, elektro- statik toz boyalı krom parçalı boru ayaklar, 18 mm suntalam seperatör.

30 mm desktop thickness, cable channel, electrostaticly painted, chrome pipe legs, 18 mm chipboard separator.

BMW 58	L/282	D/142	H/110
BMW 59	L/322	D/142	H/110
BMW 60	L/362	D/142	H/110



30 mm tabla, omurga kablo kanalı, elektrostatik toz boyalı krom parçalı boru ayaklar, 4 mm pleksiglas seperatör.

30 mm desktop thickness, cable channel, electrostaticly painted, chrome pipe legs, 4 mm plexiglass separator.

BMW 61	L/280	D/140	H/110
BMW 62	L/320	D/140	H/110
BMW 63	L/360	D/140	H/110



30 mm tabla, omurga kablo kanalı, elektrostatik toz boyalı krom parçalı boru ayaklar, 18 mm suntalam seperatör, krom yay kulp.

30 mm desktop thickness, cable channel, electrostaticly painted, chrome pipe legs, 18 mm chipboard separator, chrome handle.

BMW 64	L/282	D/142	H/110
BMW 65	L/322	D/142	H/110
BMW 66	L/362	D/142	H/110



boomerang



30 mm tabla, omurga kablo kanalı, elektro- statik toz boyalı krom parçalı boru ayaklar, krom yay kulp, plastik çekmece, merkezi kilit, çubuk ray, 18 mm sunta- lam seperatör.

30 mm desktop thickness, cable channel, electrostatically painted, chrome pipe legs, chrome handle, plastic drawer, central lock, drawer rail, 18 mm chipboard separator.

BMW 73	L/282	D/302	H/110
BMW 74	L/322	D/302	H/110
BMW 75	L/362	D/302	H/110



30 mm tabla, omurga kablo kanalı, elektro- statik toz boyalı krom parçalı boru ayaklar, krom yay kulp, plastik çekmece, merkezi kilit, çubuk ray, 4 mm pleksig- las seperatör.

30 mm desktop thickness, cable channel, electrostatically painted, chrome pipe legs, chrome handle, plastic drawer, central lock, drawer rail, 4 mm plexiglass separator.

BMW 76	L/280	D/300	H/110
BMW 77	L/320	D/300	H/110
BMW 78	L/360	D/300	H/110



30 mm tabla, omurga kablo kanalı, elektro- statik toz boyalı krom parçalı boru ayaklar, krom yay kulp, plastik çekmece, merkezi kilit, çubuk ray, 30 mm alümin- yum profilli bölücü panel.

30 mm desktop thickness, cable channel, electrostatically painted, chrome pipe legs, chrome handle, plastic drawer, central lock, drawer rail, 30 mm aluminium profiled separator.

BMW 79	L/283	D/303	H/110
BMW 80	L/323	D/303	H/110
BMW 81	L/363	D/303	H/110

CNC ile özel form verilmiş 30 mm tabla, omurga kablo kanalı, elektrostatik toz boyalı krom parçalı boru ayaklar, krom yay kulp, plastik çekmece, merkezi kilit, çubuk ray, 18 mm suntalam seperatör.

30 mm thickness CNC shaped desktop, cable channel, electrostatically painted, chrome pipe legs, chrome handle, plastic drawer, central lock, drawer rail, 18 mm chipboard separator.

BMW 82	L/282	D/302	H/110
BMW 83	L/322	D/302	H/110
BMW 84	L/362	D/302	H/110



CNC ile özel form verilmiş 30 mm tabla, omurga kablo kanalı, elektrostatik toz boyalı krom parçalı boru ayaklar, krom yay kulp, plastik çekmece, merkezi kilit, çubuk ray, 4 mm plexiglas seperatör.

30 mm thickness CNC shaped desktop, cable channel, electrostatically painted, chrome pipe legs, chrome handle, plastic drawer, central lock, drawer rail, 4 mm plexiglass separator.

BMW 85	L/280	D/300	H/110
BMW 86	L/320	D/300	H/110
BMW 87	L/360	D/300	H/110



CNC ile özel form verilmiş 30 mm tabla, omurga kablo kanalı, elektrostatik toz boyalı krom parçalı boru ayaklar, krom yay kulp, plastik çekmece, merkezi kilit, çubuk ray, 30 mm alüminyum profililli bölücü panel.

30 mm thickness CNC shaped desktop, cable channel, electrostatically painted, chrome pipe legs, chrome handle, plastic drawer, central lock, drawer rail, 30 mm aluminium profiled separator.

BMW 88	L/283	D/303	H/110
BMW 89	L/323	D/303	H/110
BMW 90	L/363	D/303	H/110



boomerang

30 mm tabla, omurga kablo kanalı, elektrostatik toz boyalı krom parçalı boru ayaklar, krom yay kulp, plastik çekmece, merkezi kilit, çubuk ray, 18 mm suntalam seperatör.

30 mm desktop thickness, cable channel, electrostatically painted, chrome pipe legs, chrome handle, plastic drawer, central lock, drawer rail, 18 mm chipboard separator.



BMW 91	L/282	D/302	H/110
BMW 92	L/322	D/302	H/110
BMW 93	L/362	D/302	H/110

30 mm tabla, omurga kablo kanalı, elektrostatik toz boyalı krom parçalı boru ayaklar, krom yay kulp, plastik çekmece, merkezi kilit, çubuk ray, 4 mm pleksiglas seperatör.

30 mm desktop thickness, cable channel, electrostatically painted, chrome pipe legs, chrome handle, plastic drawer, central lock, drawer rail, 4 mm plexiglass separator.



BMW 94	L/280	D/300	H/110
BMW 95	L/320	D/300	H/110
BMW 96	L/360	D/300	H/110

CNC ile özel form verilmiş 30 mm tabla, omurga kablo kanalı, elektrostatik toz boyalı krom parçalı boru ayaklar, krom yay kulp, plastik çekmece, merkezi kilit, çubuk ray, 18 mm suntalam seperatör.

30 mm thickness CNC shaped desktop , cable channel, electro- statically painted, chrome pipe legs, chrome handle, plastic drawer, central lock, drawer rail, 18 mm chipboard separator.



BMW 97	L/282	D/302	H/110
BMW 98	L/322	D/302	H/110
BMW 99	L/362	D/302	H/110

CNC ile özel form verilmiş 30 mm tabla, omurga kablo kanalı, elektrostatik toz boyalı krom parçalı boru ayaklar, krom yay kulp, plastik çekmece, merkezi kilit, çubuk ray, 4 mm pleksiglas seperatör.

30 mm thickness CNC shaped desktop , cable channel, electro- statically painted, chrome pipe legs, chrome handle, plastic drawer, central lock, drawer rail, 4 mm plexiglass separator.



BMW 100	L/280	D/300	H/110
BMW 101	L/320	D/300	H/110
BMW 102	L/360	D/300	H/110

boomerang



CNC ile özel form verilmiş 30 mm tabla, omurga kablo kanalı, elektrostatik toz boyalı krom parçalı boru ayaklar, 18 mm suntalam seperatör.

30 mm thickness CNC shaped desktop, cable channel, electrostatically painted, chrome pipe legs, 18 mm chipboard separator.

BMW 103

L/280

D/242

H/110



CNC ile özel form verilmiş 30 mm tabla, omurga kablo kanalı, elektrostatik toz boyalı krom parçalı boru ayaklar, 4 mm pleksiglas seperatör.

30 mm thickness CNC shaped desktop, cable channel, electrostatically painted, chrome pipe legs, 4 mm plexiglass separator.

BMW 104

L/278

D/241

H/110



CNC ile özel form verilmiş 30 mm tabla, omurga kablo kanalı, elektrostatik toz boyalı krom parçalı boru ayaklar, 30 mm alüminyum profilli bölücü panel.

30 mm thickness CNC shaped desktop, cable channel, electrostatically painted, chrome pipe legs, 30 mm aluminium profiled separator.

BMW 105

L/281

D/243

H/110



BMW 103

BMW 26

BMW 103



30 mm tabla, elektrostatik toz boyalı krom parçalı boru ayaklar, plastik pc menfezi, krom yay kulp, plastik çekmece, merkezi kilit, çubuk ray.

30 mm desktop thickness, electrostatically painted chrome pipe legs, plastic vent-hole, chrome handle, plastic drawer, central lock, drawer rail.

BMW 106	L/295	D/211	H/75
BMW 107	L/335	D/211	H/75
BMW 108	L/375	D/211	H/75



30 mm tabla, elektrostatik toz boyalı krom parçalı boru ayaklar, plastik pc menfezi, krom yay kulp, plastik çekmece, merkezi kilit, çubuk ray.

30 mm desktop thickness, electrostatically painted chrome pipe legs, plastic vent-hole, chrome handle, plastic drawer, central lock, drawer rail.

BMW 109	L/295	D/421	H/75
BMW 110	L/335	D/421	H/75
BMW 111	L/375	D/421	H/75

lares work





LAR 01 / Masa / Table / L 200 cm. / D 90 cm. H 75 cm.

LAR 03 / Etajer / Etagere / L 80 cm. / D 50 cm. H 73 cm.

LAR 04 / Kitaplık / Bookcase / L 200 cm. / D 40 cm. H 89 cm.

LAR 05 / Sehpa / Coffeetable / L 70 cm. / D 50 cm. H 42 cm.

FTA 20 / Fiesta Yönetici Koltuğu / Manager Chair / Lara 22

RES 01 / Rest Tekli Kanepesi / Single Sofa / Lara 22 / Verona

30 mm tabla kalınlığı, krom kaplamalı özel form verilmiş güçlü kutu profil ayaklar, özel Masachi köşebent, frenli menteşe ve teleskopik ray, ahşap çekmece, krom kare kulüp / 30 mm desktop thickness, square shaped chrome metal legs, special Masachi bracket, telescopic rail brake, soft close hinge, wooden drawer, chrome square handle.





LRW 01 01 / Masa / Table / L 190 cm. / D 70 cm. H 75 cm.

DSK 13 / Yarım Kapak Dolap / Bookcase / L 80 cm. / D 40 cm. H 119 cm.

DSK 14 / Boy Kapak Dolap / Bookcase / L 80 cm. / D 40 cm. H 119 cm.

LRW 112 / Sehpa / Coffeetable / L 70 cm. / D 50 cm. H 42 cm.

FLX 20 / Flex Müdür Koltuğu / Manager Chair / Aspendos 19

FLX 40 / Flex Misafir Koltuğu / Guest Chair / Aspendos 19

30 mm tabla, elektrostatik toz boyalı kutu profil ayaklar, plastik pc menfezi, krom yay kulp, plastik çekmece, merkezi kilit, çubuk ray. / 30 mm desktop thickness, electrostatically painted profile legs, plastic vent-hole, chrome handle, plastic drawer, central lock, drawer rail.



LRW 06 / Masa / Table / L 180 cm. / D 70 cm. H 75 cm.

LRW 113 / Etajer / Etagere / L 90 cm. / D 55 cm. H 75 cm.

DSK 13 / Yarım Kapak Dolap / Bookcase / L 80 cm. / D 40 cm. H 119 cm.

DSK 14 / Boy Kapak Dolap / Bookcase / L 80 cm. / D 40 cm. H 119 cm.

LRW 112 / Sehpa / Coffeetable / L 70 cm. / D 50 cm. H 42 cm.

KSN 03 / Keson / Pedestal / L 40 cm. / D 47 cm. H 63 cm.

FTA 20 / Fiesta Müdür Koltuğu / Manager Chair / Aspendos 19

FTA 40 / Fiesta Misafir Koltuğu / Guest Chair / Aspendos 19

30 mm tabla, omurga kablo kanalı, elektrostatik toz boyalı kutu profil ayaklar. / 30 mm desktop thickness, cable channel, electrostatically painted profile legs.

30 mm tabla, omurga kablo kanalı, elektro- statik toz boyalı kutu profil ayaklar.

30 mm desktop thickness, cable channel, electrostatically painted profile legs.

LRW 07	(Sağ Etajerli/ R)	L/140	D/150	H/75
LRW 07 01	(Sol Etajerli / L)	L/140	D/150	H/75
LRW 08	(Sağ Etajerli/ R)	L/160	D/150	H/75
LRW 08 01	(Sol Etajerli / L)	L/160	D/150	H/75
LRW 09	(Sağ Etajerli/ R)	L/180	D/150	H/75
LRW 09 01	(Sol Etajerli / L)	L/180	D/150	H/75



30 mm tabla, omurga kablo kanalı, elektro- statik toz boyalı kutu profil ayaklar, krom yay kulp, plastik çekmece, merkezi kilit, çubuk ray.

30 mm desktop thickness, cable channel, electrostatically painted profile legs, chrome handle, plastic drawer, central lock, drawer rail.

LRW 10	(Sağ Etajerli/ R)	L/140	D/150	H/75
LRW 10 01	(Sol Etajerli / L)	L/140	D/150	H/75
LRW 11	(Sağ Etajerli/ R)	L/160	D/150	H/75
LRW 11 01	(Sol Etajerli / L)	L/160	D/150	H/75
LRW 12	(Sağ Etajerli/ R)	L/180	D/150	H/75
LRW 12 01	(Sol Etajerli / L)	L/180	D/150	H/75



CNC ile özel form verilmiş 30 mm tabla, omurga kablo kanalı, elektrostatik toz boyalı kutu profil ayaklar, krom yay kulp, plastik çekmece, merkezi kilit, çubuk ray.

30 mm thickness CNC shaped desktop, cable channel, electrostatically painted profile legs, chrome handle, plastic drawer, central lock, drawer rail.

LRW 13	(Sağ Etajerli/ R)	L/140	D/150	H/75
LRW 13 01	(Sol Etajerli / L)	L/140	D/150	H/75
LRW 14	(Sağ Etajerli/ R)	L/160	D/150	H/75
LRW 14 01	(Sol Etajerli / L)	L/160	D/150	H/75
LRW 15	(Sağ Etajerli/ R)	L/180	D/150	H/75
LRW 15 01	(Sol Etajerli / L)	L/180	D/150	H/75





30 mm tabla, omurga kablo kanalı, elektrostatik toz boyalı kutu profil ayaklar, 18 mm suntalam seperatör.

30 mm desktop thickness, cable channel, electrostatically painted profile legs, 18 mm chipboard separator.

LRW 16	L/140	D/142	H/110
LRW 17	L/160	D/142	H/110
LRW 18	L/180	D/142	H/110



30 mm tabla, omurga kablo kanalı, elektrostatik toz boyalı kutu profil ayaklar, 4 mm pleksiglas seperatör.

30 mm desktop thickness, cable channel, electrostatically painted profile legs, 4 mm plexi-glass separator.

LRW 19	L/140	D/140	H/110
LRW 20	L/160	D/140	H/110
LRW 21	L/180	D/140	H/110



30 mm tabla, omurga kablo kanalı, elektrostatik toz boyalı kutu profil ayaklar, 30 mm alüminyum profilli bölücü panel.

30 mm desktop thickness, cable channel, electrostatically painted profile legs, 30 mm aluminium profiled separator.

LRW 22	L/140	D/143	H/110
LRW 23	L/160	D/143	H/110
LRW 24	L/180	D/143	H/110

30 mm tabla, omurga kablo kanalı, elektro- statik toz boyalı kutu profil ayaklar, 18 mm suntalam seperatör.

30 mm desktop thickness, cable channel, electrostaticly painted profile legs, 18 mm chipboard seperator.



LRW 25	L/140	D/142	H/110
LRW 26	L/160	D/142	H/110
LRW 27	L/180	D/142	H/110

30 mm tabla, omurga kablo kanalı, elektro- statik toz boyalı kutu profil ayaklar, 4 mm pleksi-glas seperatör.

30 mm desktop thickness, cable channel, electrostaticly painted profile legs, 4 mm plexi- glass seperator.



LRW 28	L/140	D/140	H/110
LRW 29	L/160	D/140	H/110
LRW 30	L/180	D/140	H/110



30 mm tabla, omurga kablo kanalı, elektro- statik toz boyalı kutu profil ayaklar, krom yay kulp, plastik çekmece, merkezi kilit, çubuk ray, 18 mm suntalam seperatör.

30 mm desktop thickness, cable channel, electrostaticly painted profile legs, chrome handle, plastic drawer, central lock, drawer rail, 18 mm chipboard separator.

LRW 31	L/282	D/150	H/110
LRW 32	L/322	D/150	H/110
LRW 33	L/362	D/150	H/110



30 mm tabla, omurga kablo kanalı, elektro- statik toz boyalı kutu profil ayaklar, krom yay kulp, plastik çekmece, merkezi kilit, çubuk ray, 4 mm pleksiglas seperatör.

30 mm desktop thickness, cable channel, electrostaticly painted profile legs, chrome handle, plastic drawer, central lock, drawer rail, 4 mm plexiglass separator.

LRW 34	L/280	D/150	H/110
LRW 35	L/320	D/150	H/110
LRW 36	L/360	D/150	H/110



30 mm tabla, omurga kablo kanalı, elektro- statik toz boyalı kutu profil ayaklar, krom yay kulp, plastik çekmece, merkezi kilit, çubuk ray, 30 mm alüminyum profilli bölücü panel.

30 mm desktop thickness, cable channel, electrostaticly painted profile legs, chrome handle, plastic drawer, central lock, drawer rail, 30 mm aluminium profiled separator.

LRW 37	L/283	D/150	H/110
LRW 38	L/323	D/150	H/110
LRW 39	L/363	D/150	H/110

CNC ile özel form verilmiş 30 mm tabla, omurga kablo kanalı, elektrostatik toz boyalı kutu profil ayaklar, krom yay kulp, plastik çekmece, merkezi kilit, çubuk ray, 18 mm suntalam seperatör.

30 mm thickness CNC shaped desktop, cable channel, electrostatically painted profile legs, chrome handle, plastic drawer, central lock, drawer rail, 18 mm chipboard separator.

LRW 40	L/282	D/150	H/110
LRW 41	L/322	D/150	H/110
LRW 42	L/362	D/150	H/110



CNC ile özel form verilmiş 30 mm tabla, omurga kablo kanalı, elektrostatik toz boyalı kutu profil ayaklar, krom yay kulp, plastik çekmece, merkezi kilit, çubuk ray, 4 mm pleksiglas seperatör.

30 mm thickness CNC shaped desktop, cable channel, electrostatically painted profile legs, chrome handle, plastic drawer, central lock, drawer rail, 4 mm plexiglass separator.

LRW 43	L/280	D/150	H/110
LRW 44	L/320	D/150	H/110
LRW 45	L/360	D/150	H/110



CNC ile özel form verilmiş 30 mm tabla, omurga kablo kanalı, elektrostatik toz boyalı kutu profil ayaklar, krom yay kulp, plastik çekmece, merkezi kilit, çubuk ray, 30 mm alüminyum profilli bölücü panel.

30 mm thickness CNC shaped desktop, cable channel, electrostatically painted profile legs, chrome handle, plastic drawer, central lock, drawer rail, 30 mm aluminium profiled separator.

LRW 46	L/283	D/150	H/110
LRW 47	L/323	D/150	H/110
LRW 48	L/363	D/150	H/110





30 mm tabla, omurga kablo kanalı, elektro- statik toz boyalı kutu profil ayaklar, 18 mm suntalam seperatör.

30 mm desktop thickness, cable channel, electrostaticly painted profile legs, 18 mm chipboard separator.

LRW 49	L/282	D/142	H/110
LRW 50	L/322	D/142	H/110
LRW 51	L/362	D/142	H/110



30 mm tabla, omurga kablo kanalı, elektro- statik toz boyalı kutu profil ayaklar, 4 mm pleksiglas seperatör.

30 mm desktop thickness, cable channel, electrostaticly painted profile legs, 4 mm plexi- glass separator.

LRW 52	L/280	D/140	H/110
LRW 53	L/320	D/140	H/110
LRW 54	L/360	D/140	H/110



30 mm tabla, omurga kablo kanalı, elektro- statik toz boyalı kutu profil ayaklar, 30 mm alüminyum profililli bölücü panel.

30 mm desktop thickness, cable channel, electrostaticly painted profile legs, 30 mm aluminium profiled separator.

LRW 55	L/283	D/143	H/110
LRW 56	L/323	D/143	H/110
LRW 57	L/363	D/143	H/110

30 mm tabla, omurga kablo kanalı, elektro- statik toz boyalı kutu profil ayaklar, 18 mm suntalam seperatör.

30 mm desktop thickness, cable channel, electrostaticly painted profile legs, 18 mm chipboard seperator.



LRW 58	L/282	D/142	H/110
LRW 59	L/322	D/142	H/110
LRW 60	L/362	D/142	H/110

30 mm tabla, omurga kablo kanalı, elektro- statik toz boyalı kutu profil ayaklar, 4 mm pleksi-glas seperatör.

30 mm desktop thickness, cable channel, electrostaticly painted profile legs, 4 mm plexi- glass seperator.



LRW 61	L/280	D/140	H/110
LRW 62	L/320	D/140	H/110
LRW 63	L/360	D/140	H/110

30 mm tabla, omurga kablo kanalı, elektro- statik toz boyalı kutu profil ayaklar, 18 mm suntalam seperatör, krom yay kulp.

30 mm desktop thickness, cable channel, electrostaticly painted profile legs, 18 mm chip board seperator, chrome handle.



LRW 64	L/282	D/142	H/110
LRW 65	L/322	D/142	H/110
LRW 66	L/362	D/142	H/110



30 mm tabla, omurga kablo kanalı, elektro- statik toz boyalı kutu profil ayaklar, krom yay kulp, plastik çekmece, merkezi kilit, çubuk ray, 18 mm suntalam separa- tör.

30 mm desktop thickness, cable channel, electrostaticly painted profile legs, chrome handle, palstic drawer, merkezi kilit, drawer rail, 18 mm chipboard separator.

LRW 73	L/282	D/302	H/110
LRW 74	L/322	D/302	H/110
LRW 75	L/362	D/302	H/110



30 mm tabla, omurga kablo kanalı, elektro- statik toz boyalı kutu profil ayaklar, krom yay kulp, plastik çekmece, merkezi kilit, çubuk ray, 4 mm pleksiglas separa- tör.

30 mm desktop thickness, cable channel, electrostaticly painted profile legs, chrome handle, plastic drawer, central lock, drawer rail, 4 mm plexiglass separator.

LRW 76	L/280	D/300	H/110
LRW 77	L/320	D/300	H/110
LRW 78	L/360	D/300	H/110



30 mm tabla, omurga kablo kanalı, elektro- statik toz boyalı kutu profil ayaklar, krom yay kulp, plastik çekmece, merkezi kilit, çubuk ray, 30 mm alüminyum profilli bölücü panel.

30 mm desktop thickness, cable channel, electrostaticly painted profile legs, chrome handle, plastic drawer, central lock, drawer rail, 30 mm aluminium profiled separator.

LRW 79	L/283	D/303	H/110
LRW 80	L/323	D/303	H/110
LRW 81	L/363	D/303	H/110

CNC ile özel form verilmiş 30 mm tabla, omurga kablo kanalı, elektrostatik toz boyalı kutu profil ayaklar, krom yay kulp, plastik çekmece, merkezi kilit, çubuk ray, 18 mm suntalam seperatör.

30 mm thickness CNC shaped desktop, cable channel, electrostatically painted profile legs, chrome handle, plastic drawer, central lock, drawer rail, 18 mm chipboard separator.

LRW 82	L/282	D/302	H/110
LRW 83	L/322	D/302	H/110
LRW 84	L/362	D/302	H/110



CNC ile özel form verilmiş 30 mm tabla, omurga kablo kanalı, elektrostatik toz boyalı kutu profil ayaklar, krom yay kulp, plastik çekmece, merkezi kilit, çubuk ray, 4 mm pleksiglas seperatör.

30 mm thickness CNC shaped desktop, cable channel, electrostatically painted profile legs, chrome handle, plastic drawer, central lock, drawer rail, 4 mm plexiglass separator.

LRW 85	L/280	D/300	H/110
LRW 86	L/320	D/300	H/110
LRW 87	L/360	D/300	H/110



CNC ile özel form verilmiş 30 mm tabla, omurga kablo kanalı, elektrostatik toz boyalı kutu profil ayaklar, krom yay kulp, plastik çekmece, merkezi kilit, çubuk ray, 30 mm alüminyum profilli bölücü panel.

30mm thickness CNC shaped desktop, cable channel, electrostatically painted profile legs, chrome handle, plastic drawer, central lock, drawer rail, 30 mm aluminium profiled separator.

LRW 88	L/283	D/303	H/110
LRW 89	L/323	D/303	H/110
LRW 90	L/363	D/303	H/110






30 mm tabla, omurga kablo kanalı, elektrostatik toz boyalı kutu profil ayaklar, krom yay kulp, plastik çekmece, merkezi kilit, çubuk ray, 18 mm suntalam seperatör.

30 mm desktop thickness, cable channel, electrostatically painted profile legs, chrome handle, plastic drawer, central lock, drawer rail, 18 mm chip-board separator.

LRW 91	L/282	D/302	H/110
LRW 92	L/322	D/302	H/110
LRW 93	L/362	D/302	H/100



30 mm tabla, omurga kablo kanalı, elektrostatik toz boyalı kutu profil ayaklar, krom yay kulp, plastik çekmece, merkezi kilit, çubuk ray, 4 mm pleksiglas seperatör.

30 mm desktop thickness, cable channel, electrostatically painted profile legs, chrome handle, plastic drawer, central lock, drawer rail, 4 mm plexiglass separator.

LRW 94	L/280	D/300	H/110
LRW 95	L/320	D/300	H/110
LRW 96	L/360	D/300	H/110

CNC ile özel form verilmiş 30 mm tabla, omurga kablo kanalı, elektrostatik toz boyalı kutu profil ayaklar, krom yay kulp, plastik çekmece, merkezi kilit, çubuk ray, 18 mm sun-talam seperatör.


30 mm thickness CNC shaped desktop, cable channel, electro-statically painted profile legs, chrome handle, plastic drawer, central lock, drawer rail, 18 mm chipboard separator.



LRW 97	L/282	D/302	H/110
LRW 98	L/322	D/302	H/110
LRW 99	L/362	D/302	H/100

CNC ile özel form verilmiş 30 mm tabla, omurga kablo kanalı, elektrostatik toz boyalı kutu profil ayaklar, krom yay kulp, plastik çekmece, merkezi kilit, çubuk ray, 4 mm pleksiglas seperatör.

30 mm thickness CNC shaped desktop, cable channel, electro-statically painted profile legs, chrome handle, plastic drawer, central lock, drawer rail, 4 mm plexiglass separator.



LRW 100	L/280	D/300	H/110
LRW 101	L/320	D/300	H/110
LRW 102	L/360	D/300	H/110



LRW 103

L/280

D/242

H/110

CNC ile özel form verilmiş 30 mm tabla, omurga kablo kanalı, elektrostatik toz boyalı kutu profil ayaklar, 18 mm suntalam seperatör.

30 mm thickness CNC shaped desktop, cable channel, electrostatically painted profile legs, 18 mm chipboard separator.



LRW 104

L/278

D/241

H/110

CNC ile özel form verilmiş 30 mm tabla, omurga kablo kanalı, elektrostatik toz boyalı kutu profil ayaklar, 4 mm pleksiglas seperatör.

30mm thickness CNC shaped desktop, cable channel, electrostatically painted profile legs, 4 mm plexiglass separator.



LRW 105

L/281

D/243

H/110

CNC ile özel form verilmiş 30 mm tabla, omurga kablo kanalı, elektrostatik toz boyalı kutu profil ayaklar, 30 mm alüminyum profilli bölücü panel.

30 mm thickness CNC shaped desktop, cable channel, electrostatically painted profile legs, 30 mm aluminium profiled separator.



LRW 103

LRW 26

LRW 103



30 mm tabla, elektrostatik toz boyalı kutu profil ayaklar, plastik pc menfezi, krom yay kulp, plastik çekmece, merkezi kilit, çubuk ray.

30 mm desktop thickness, chrome handle, plastic drawer, central lock, drawer rail, electrostatically painted profile legs, plastic vent-hole.

LRW 106	L/295	D/211	H/75
LRW 107	L/335	D/211	H/75
LRW 108	L/375	D/211	H/75



30 mm tabla, elektrostatik toz boyalı kutu profil ayaklar, plastik pc menfezi, krom yay kulp, plastik çekmece, merkezi kilit, çubuk ray.

30 mm desktop thickness, electrostatically painted profile legs, plastic vent-hole, chrome handle, plastic drawer, central lock, drawer rail.

LRW 109	L/295	D/421	H/75
LRW 110	L/335	D/421	H/75
LRW 111	L/375	D/421	H/75

icon
work ▶





ICN 02 / Masa / Table / L 200 cm. / D 175 cm. H 75 cm.

ICN 04 / Kitaplık / Bookcase / L 200 cm. / D 40 cm. H 88 cm.

ICN 05 / Sehpa / Coffeetable / L 70 cm. / D 50 cm. H 42 cm.

FLX 10 / Flex Makam Koltuğu / Executive Chair / Aspendos 19 - 20

ORO 01 / Orion Tekli Kanepesi / Single Sofa / Aspendos 20 / Antrasit

ORO 02 / Orion İkilili Kanepesi / Double Sofa / Aspendos 20 / Antrasit

30 mm tabla kalınlığı, abkant ile özel form verilmiş yüksekliği ayarlanabilir elektrostatik toz boyalı iç içe girmiş metal sac ayaklar, frenli menteşe ve teleskopik ray, priz kutusu, elektrostatik toz boyalı metal pc menfezi, merkezi kilit, ahşap çekmece, krom kare kulp / 30 mm desktop thickness, postformed wooden corners, electrostatically painted, CNC formed sides, telescopic rail brake, soft close hinge, wooden drawer, chrome square handle.





- INW 01 01 / Masa / Table / L 190 cm. / D 70 cm. H 75 cm.
 DSK 13 / Yarım Kapak Dolap / Bookcase / L 80 cm. / D 40 cm. H 119 cm.
 DSK 14 / Boy Kapak Dolap / Bookcase / L 80 cm. / D 40 cm. H 119 cm.
 INW 112 / Sehpa / Coffeetable / L 70 cm. / D 50 cm. H 42 cm.
 VGA 20 / Vegas Müdür Koltuğu / Manager Chair / Toskano 11 / Sert file 01
 VGA 40 / Vegas Misafir Koltuğu / Guest Chair / Aspendos 19

30 mm tabla, yüksekliği ayarlanabilir elektrostatik toz boyalı metal sac ayaklar, plastik pc menfezi, krom yay kulup, plastik çekmece, merkezi kilit, çubuk ray. / 30 mm desktop thickness, desk grommets, electrostatically painted and height adjustable profile legs, plastic vent-hole, chrome handle, plastic drawer, central lock, drawer rail.



- INW 06 / Masa / Table / L 180 cm. / D 70 cm. H 75 cm.
 INW 113 / Etajer / Etagere / L 90 cm. / D 55 cm. H 75 cm.
 DSK 13 / Yarım Kapak Dolap / Bookcase / L 80 cm. / D 40 cm. H 119 cm.
 DSK 14 / Boy Kapak Dolap / Bookcase / L 80 cm. / D 40 cm. H 119 cm.
 INW 112 / Sehpa / Coffeetable / L 70 cm. / D 50 cm. H 42 cm.
 KSN 03 / Keson / Pedestal / L 40 cm. / D 47 cm. H 63 cm.
 FTA 20 / Fiesta Müdür Koltuğu / Manager Chair / Toskano 11 / Sert file 01
 FTA 40 / Fiesta Misafir Koltuğu / Guest Chair / Toskano 11 / Sert file 01

30 mm tabla, yüksekliği ayarlanabilir elektrostatik toz boyalı metal sac ayaklar, plastik pc menfezi, krom yay kulup, plastik çekmece, merkezi kilit, çubuk ray. / 30 mm desktop thickness, desk grommets, cable channel, electrostatically painted and height adjustable profile legs.

30 mm tabla, omurga kablo kanalı, yüksekliği ayarlanabilir elektrostatik toz boyalı metal sac ayaklar.

30 mm desktop thickness, cable channel, electrostatically painted and height adjustable profile legs.

INW 07	(Sağ Etajerli/ R)	L/140	D/150	H/75
INW 07 01	(Sol Etajerli / L)	L/140	D/150	H/75
INW 08	(Sağ Etajerli/ R)	L/160	D/150	H/75
INW 08 01	(Sol Etajerli / L)	L/160	D/150	H/75
INW 09	(Sağ Etajerli/ R)	L/180	D/150	H/75
INW 09 01	(Sol Etajerli / L)	L/180	D/150	H/75



30 mm tabla, omurga kablo kanalı, yüksekliği ayarlanabilir elektrostatik toz boyalı metal sac ayaklar, krom yay kulp, plastik çekmece, merkezi kilit, çubuk ray.

30 mm desktop thickness, cable channel, electrostatically painted and height adjustable profile legs, chrome handle, plastic drawer, central lock, drawer rail.

INW 10	(Sağ Etajerli/ R)	L/140	D/150	H/75
INW 10 01	(Sol Etajerli / L)	L/140	D/150	H/75
INW 11	(Sağ Etajerli/ R)	L/160	D/150	H/75
INW 11 01	(Sol Etajerli / L)	L/160	D/150	H/75
INW 12	(Sağ Etajerli/ R)	L/180	D/150	H/75
INW 12 01	(Sol Etajerli / L)	L/180	D/150	H/75



CNC ile özel form verilmiş 30 mm tabla, omurga kablo kanalı, yüksekliği ayarlanabilir elektrostatik toz boyalı metal sac ayaklar, krom yay kulp, plastik çekmece, merkezi kilit, çubuk ray.

30 mm thickness CNC shaped desktop, cable channel, electrostatically painted and height adjustable profile legs, chrome handle, plastic drawer, central lock, drawer rail.

INW 13	(Sağ Etajerli/ R)	L/140	D/150	H/75
INW 13 01	(Sol Etajerli / L)	L/140	D/150	H/75
INW 14	(Sağ Etajerli/ R)	L/160	D/150	H/75
INW 14 01	(Sol Etajerli / L)	L/160	D/150	H/75
INW 15	(Sağ Etajerli/ R)	L/180	D/150	H/75
INW 15 01	(Sol Etajerli / L)	L/180	D/150	H/75





30 mm tabla, omurga kablo kanalı, yüksekliği ayarlanabilir elektrostatik toz boyalı metal sac ayaklar, 18 mm suntalam seperatör.

30 mm desktop thickness, cable channel, electrostatically painted and height adjustable profile legs, 18 mm chipboard separator.

INW 16	L/140	D/142	H/110
INW 17	L/160	D/142	H/110
INW 18	L/180	D/142	H/110



30 mm tabla, omurga kablo kanalı, yüksekliği ayarlanabilir elektrostatik toz boyalı metal sac ayaklar, 4 mm pleksiglas seperatör.

30 mm desktop thickness, cable channel, electrostatically painted and height adjustable profile legs, 4 mm plexiglass separator.

INW 19	L/140	D/140	H/110
INW 20	L/160	D/140	H/110
INW 21	L/180	D/140	H/110



30 mm tabla, omurga kablo kanalı, yüksekliği ayarlanabilir elektrostatik toz boyalı metal sac ayaklar, 30 mm alüminyum profilli bölücü panel.

30 mm desktop thickness, cable channel, electrostatically painted and height adjustable profile legs, 30 mm aluminium profiled separator.

INW 22	L/140	D/143	H/110
INW 23	L/160	D/143	H/110
INW 24	L/180	D/143	H/110

30 mm tabla, omurga kablo kanalı, yüksekliği ayarlanabilir elektrostatik toz boyalı metal sac ayaklar, 18 mm suntalam seperatör.

30 mm desktop thickness, cable channel, electrostatically painted and height adjustable profile legs, 18 mm chipboard separator.



INW 25	L/140	D/142	H/110
INW 26	L/160	D/142	H/110
INW 27	L/180	D/142	H/110

30 mm tabla, omurga kablo kanalı, yüksekliği ayarlanabilir elektrostatik toz boyalı metal sac ayaklar, 4 mm pleksiglas seperatör.

30 mm desktop thickness, cable channel, electrostatically painted and height adjustable profile legs, 4 mm plexiglass separator.




INW 28	L/140	D/140	H/110
INW 29	L/160	D/140	H/110
INW 30	L/180	D/140	H/110



30 mm tabla, omurga kablo kanalı, yüksekliği ayarlanabilir elektrostatik toz boyalı metal sac ayaklar, krom yay kulp, plastik çekmece, merkezi kilit, çubuk ray, 18 mm suntalam seperatör.

30 mm desktop thickness, cable channel, electrostatically painted and height adjustable profile legs, chrome handle, plastic drawer, central lock, drawer rail, 18 mm chipboard separator.


INW 31	L/282	D/150	H/110
INW 32	L/322	D/150	H/110
INW 33	L/362	D/150	H/110



30 mm tabla, omurga kablo kanalı, yüksekliği ayarlanabilir elektrostatik toz boyalı metal sac ayaklar, krom yay kulp, plastik çekmece, merkezi kilit, çubuk ray, 4 mm pleksiglas seperatör.

30 mm desktop thickness, cable channel, electrostatically painted and height adjustable profile legs, chrome handle, plastic drawer, central lock, drawer rail, 4 mm plexiglass separator.

INW 34	L/280	D/150	H/110
INW 35	L/320	D/150	H/110
INW 36	L/360	D/150	H/110



30 mm tabla, omurga kablo kanalı, yüksekliği ayarlanabilir elektrostatik toz boyalı metal sac ayaklar, krom yay kulp, plastik çekmece, merkezi kilit, çubuk ray, 30 mm alüminyum profililli bölücü panel.

30 mm desktop thickness, cable channel, electrostatically painted and height adjustable profile legs, chrome handle, plastic drawer, central lock, drawer rail, 30 mm aluminium profiled separator.

INW 37	L/283	D/150	H/110
INW 38	L/323	D/150	H/110
INW 39	L/363	D/150	H/110

CNC ile özel form verilmiş 30 mm tabla, omurga kablo kanalı, yüksekliği ayarlanabilir elektrostatik toz boyalı metal sac ayaklar, krom yay kulp, plastik çekmece, merkezi kilit, çubuk ray, 18 mm sunta-lam seperatör.

30 mm thickness CNC shaped desktop, cable channel, electrostatically painted and height adjustable profile legs , chrome handle, plastic drawer, central lock, drawer rail, 18 mm chipboard separator.


INW 40	L/282	D/150	H/110
INW 41	L/322	D/150	H/110
INW 42	L/362	D/150	H/110



CNC ile özel form verilmiş 30 mm tabla, omurga kablo kanalı, yüksekliği ayarlanabilir elektrostatik toz boyalı metal sac ayaklar, krom yay kulp, plastik çekmece, merkezi kilit, çubuk ray, 4 mm pleksiglas seperatör.

30 mm thickness CNC shaped desktop, cable channel, electrostatically painted and height adjustable profile legs , chrome handle, plastic drawer, central lock, drawer rail, 4 mm plexiglass separator.

INW 43	L/280	D/150	H/110
INW 44	L/320	D/150	H/110
INW 45	L/360	D/150	H/110



CNC ile özel form verilmiş 30 mm tabla, omurga kablo kanalı, yüksekliği ayarlanabilir elektrostatik toz boyalı metal sac ayaklar, krom yay kulp, plastik çekmece, merkezi kilit, çubuk ray, 30 mm alüminyum profilli bölücü panel.

30 mm thickness CNC shaped desktop, cable channel, electrostatically painted and height adjustable profile legs , chrome handle, plastic drawer, central lock, drawer rail, 30 mm aluminium profiled separator.

INW 46	L/283	D/150	H/110
INW 47	L/323	D/150	H/110
INW 48	L/363	D/150	H/110





30 mm tabla, omurga kablo kanalı, yüksekliği ayarlanabilir elektrostatik toz boyalı metal sac ayaklar, 18 mm suntalam seperatör.

30 mm desktop thickness, cable channel, electrostatically painted and height adjustable profile legs, 18 mm chipboard separator.

INW 49	L/282	D/142	H/110
INW 50	L/322	D/142	H/110
INW 51	L/362	D/142	H/110



30 mm tabla, omurga kablo kanalı, yüksekliği ayarlanabilir elektrostatik toz boyalı metal sac ayaklar, 4 mm pleksiglas seperatör.

30 mm desktop thickness, cable channel, electrostatically painted and height adjustable profile legs, 4 mm plexiglass separator.

INW 52	L/280	D/140	H/110
INW 53	L/320	D/140	H/110
INW 54	L/360	D/140	H/110



30 mm tabla, omurga kablo kanalı, yüksekliği ayarlanabilir elektrostatik toz boyalı metal sac ayaklar, 30 mm alüminyum profilli bölücü panel.

30 mm desktop thickness, cable channel, electrostatically painted and height adjustable profile legs, 30 mm aluminium profiled separator.

INW 55	L/283	D/143	H/110
INW 56	L/323	D/143	H/110
INW 57	L/363	D/143	H/110

30 mm tabla, omurga kablo kanalı, yüksekliği ayarlanabilir elektrostatik toz boyalı metal sac ayaklar, 18 mm suntalam seperatör.

30 mm desktop thickness, cable channel, electrostatically painted and height adjustable profile legs, 18 mm chipboard separator.

INW 58	L/282	D/142	H/110
INW 59	L/322	D/142	H/110
INW 60	L/362	D/142	H/110



30 mm tabla, omurga kablo kanalı, yüksekliği ayarlanabilir elektrostatik toz boyalı metal sac ayaklar, 4 mm pleksiglas seperatör.

30 mm desktop thickness, cable channel, electrostatically painted and height adjustable profile legs, 4 mm plexiglass separator.

INW 61	L/280	D/140	H/110
INW 62	L/320	D/140	H/110
INW 63	L/360	D/140	H/110



30 mm tabla, omurga kablo kanalı, yüksekliği ayarlanabilir elektrostatik toz boyalı metal sac ayaklar, krom yay kulp, 18 mm suntalam seperatör.

30 mm desktop thickness, cable channel, electrostatically painted and height adjustable profile legs, chrome handle, 18 mm chipboard separator.

INW 64	L/282	D/142	H/110
INW 65	L/322	D/142	H/110
INW 66	L/362	D/142	H/110





30 mm tabla, omurga kablo kanalı, yüksekliği ayarlanabilir elektrostatik toz boyalı metal sac ayaklar, krom yay kulp, plastik çekmece, merkezi kilit, çubuk ray, 18 mm suntalam seperatör.

30 mm desktop thickness, cable channel, electrostatically painted and height adjustable profile legs, chrome handle, plastic drawer, central lock, drawer rail, 18 mm chipboard separator.

INW 73	L/282	D/302	H/110
INW 74	L/322	D/302	H/110
INW 75	L/362	D/302	H/110



30 mm tabla, omurga kablo kanalı, yüksekliği ayarlanabilir elektrostatik toz boyalı metal sac ayaklar, krom yay kulp, plastik çekmece, merkezi kilit, çubuk ray, 4 mm pleksiglas seperatör.

30 mm desktop thickness, cable channel, electrostatically painted and height adjustable profile legs, chrome handle, plastic drawer, central lock, drawer rail, 4 mm plexiglass separator.

INW 76	L/280	D/300	H/110
INW 77	L/320	D/300	H/110
INW 78	L/360	D/300	H/110



30 mm tabla, omurga kablo kanalı, yüksekliği ayarlanabilir elektrostatik toz boyalı metal sac ayaklar, krom yay kulp, plastik çekmece, merkezi kilit, çubuk ray, 30 mm alüminyum profilli bölücü panel.

30 mm desktop thickness, cable channel, electrostatically painted and height adjustable profile legs, chrome handle, plastic drawer, central lock, drawer rail, 30 mm aluminium profiled separator.

INW 79	L/283	D/303	H/110
INW 80	L/323	D/303	H/110
INW 81	L/363	D/303	H/110

CNC ile özel form verilmiş 30 mm tabla, omurga kablo kanalı, yüksekliği ayarlanabilir elektrostatik toz boyalı metal sac ayaklar, krom yay kulp, plastik çekmece, merkezi kilit, çubuk ray, 18 mm suntalam seperatör.

30 mm thickness CNC shaped desktop, cable channel, electrostatically painted and height adjustable profile legs, chrome handle, plastic drawer, central lock, drawer rail, 18 mm chipboard separator.

INW 82	L/282	D/302	H/110
INW 83	L/322	D/302	H/110
INW 84	L/362	D/302	H/110



CNC ile özel form verilmiş 30 mm tabla, omurga kablo kanalı, yüksekliği ayarlanabilir elektrostatik toz boyalı metal sac ayaklar, krom yay kulp, plastik çekmece, merkezi kilit, çubuk ray, 4 mm pleksiglas seperatör.

30 mm thickness CNC shaped desktop, cable channel, electrostatically painted and height adjustable profile legs, chrome handle, plastic drawer, central lock, drawer rail, 4 mm plexiglass separator.

INW 85	L/280	D/300	H/110
INW 86	L/320	D/300	H/110
INW 87	L/360	D/300	H/110



CNC ile özel form verilmiş 30 mm tabla, omurga kablo kanalı, yüksekliği ayarlanabilir elektrostatik toz boyalı metal sac ayaklar, krom yay kulp, plastik çekmece, merkezi kilit, çubuk ray, 30 mm alüminyum profilli bölücü panel.

30 mm thickness CNC shaped desktop, cable channel, electrostatically painted and height adjustable profile legs, chrome handle, plastic drawer, central lock, drawer rail, 30 mm aluminium profiled separator.

INW 88	L/283	D/303	H/110
INW 89	L/323	D/303	H/110
INW 90	L/363	D/303	H/110





30 mm tabla, omurga kablo kanalı, yüksekliği ayarlanabilir elektrostatik toz boyalı metal sac ayaklar, krom yay kulp, plastik çekmece, merkezi kilit, çubuk ray, 18 mm suntalam seperatör.

30 mm desktop thickness, cable channel, electrostatically painted and height adjustable profile legs, chrome handle, plastic drawer, central lock, drawer rail, 18 mm chipboard separator.

INW 91	L/282	D/302	H/110
INW 92	L/322	D/302	H/110
INW 93	L/362	D/302	H/110



30 mm tabla, omurga kablo kanalı, yüksekliği ayarlanabilir elektrostatik toz boyalı metal sac ayaklar, krom yay ayaklar, plastik çekmece, merkezi kilit, çubuk ray, 4 mm pleksiglas seperatör.

30 mm desktop thickness, cable channel, electrostatically painted and height adjustable profile legs, chrome handle, plastic drawer, central lock, drawer rail, 4 mm plexiglass separator.

INW 94	L/280	D/300	H/110
INW 95	L/320	D/300	H/110
INW 96	L/360	D/300	H/110

CNC ile özel form verilmiş 30 mm tabla, omurga kablo kanalı, yüksekliği ayarlanabilir elektrostatik toz boyalı metal sac ayaklar, krom yay kulp, plastik çekmece, merkezi kilit, çubuk ray, 18 mm suntalam seperatör.


30 mm thickness CNC shaped desktop, cable channel, electrostatically painted and height adjustable profile legs, chrome handle, plastic drawer, central lock, drawer rail, 18 mm chipboard separator.



INW 97	L/282	D/302	H/110
INW 98	L/322	D/302	H/110
INW 99	L/362	D/302	H/110

CNC ile özel form verilmiş 30 mm tabla, omurga kablo kanalı, yüksekliği ayarlanabilir elektrostatik toz boyalı metal sac ayaklar, krom yay kulp, plastik çekmece, merkezi kilit, çubuk ray, 4 mm pleksiglas seperatör.

30 mm thickness CNC shaped desktop, cable channel, electrostatically painted and height adjustable profile legs, chrome handle, plastic drawer, central lock, drawer rail, 4 mm plexiglass separator.



INW 100	L/280	D/300	H/110
INW 101	L/320	D/300	H/110
INW 102	L/360	D/300	H/110



INW 103

L/280

D/242

H/110

CNC ile özel form verilmiş 30 mm tabla, omurga kablo kanalı, yüksekliği ayarlanabilir elektrostatik toz boyalı metal sac ayaklar, 18 mm suntalam seperatör.

30 mm thickness CNC shaped desktop, cable channel, electrostatically painted and height adjustable profile legs, 18 mm chipboard separator.



INW 104

L/278

D/241

H/110

CNC ile özel form verilmiş 30 mm tabla, omurga kablo kanalı, yüksekliği ayarlanabilir elektrostatik toz boyalı metal sac ayaklar, 4 mm pleksiglas seperatör.

30 mm thickness CNC shaped desktop, cable channel, electrostatically painted and height adjustable profile legs, 4 mm plexiglass separator.



INW 105

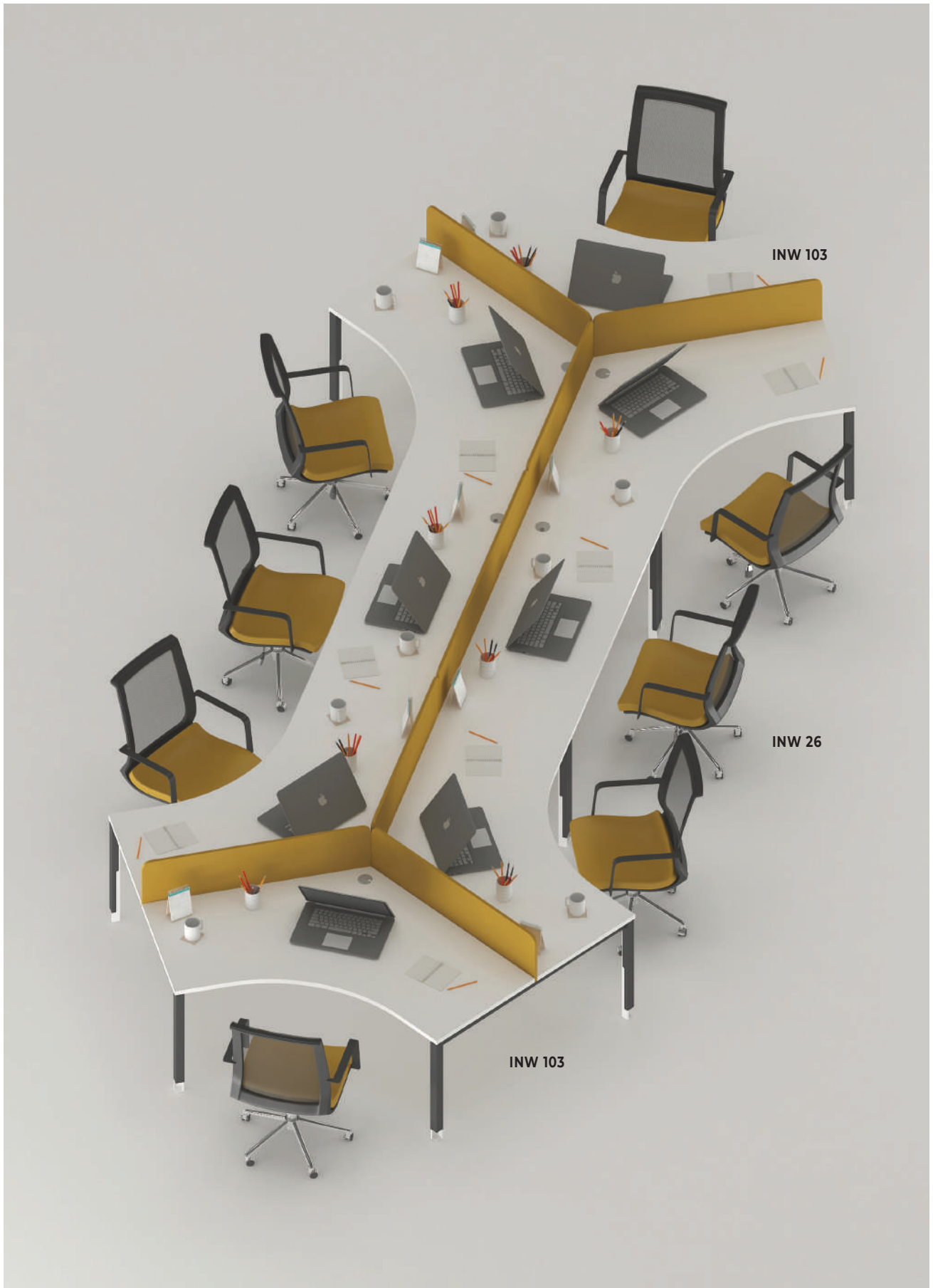
L/281

D/243

H/110

CNC ile özel form verilmiş 30 mm tabla, omurga kablo kanalı, yüksekliği ayarlanabilir elektrostatik toz boyalı metal sac ayaklar, 30 mm alüminyum profilli bölücü panel.

30 mm thickness CNC shaped desktop, cable channel, electrostatically painted and height adjustable profile legs, 30 mm aluminium profiled separator.





30 mm tabla, yüksekliđi ayarlanabilir elektrostatik toz boyalı metal sac ayaklar, plastik pc menfezi, krom yay kulp, plastik çekmece, merkezi kilitleme, çubuk ray.

30 mm desktop thickness, electrostatically painted, height adjustable profile legs, plastic vent-hole, chrome handle, plastic drawer, central lock, drawer rail.

INW 106	L/295	D/211	H/75
INW 107	L/335	D/211	H/75
INW 108	L/375	D/211	H/75



30 mm tabla, yüksekliđi ayarlanabilir elektrostatik toz boyalı metal sac ayaklar, plastik pc menfezi, krom yay kulp, plastik çekmece, merkezi kilitleme, çubuk ray.

30 mm desktop thickness, electrostatically painted, height adjustable profile legs, plastic vent-hole, chrome handle, plastic drawer, central lock, drawer rail.

INW 109	L/295	D/421	H/75
INW 110	L/335	D/421	H/75
INW 111	L/375	D/421	H/75

efes work



**PERSONEL / STAFF**

EFE 05 / Masa / Table / L 160 cm. / D 70 cm. H 75 cm.

EFE 01 / Masa / Table / L 80 cm. / D 70 cm. H 75 cm.

EFE 11 / Klavyelik / Keyboard / L 60 cm. / D 35 cm.

EFE 07 / Köşe / Corner / L 70 cm. / D 70 cm. H 75 cm.

EFE 09 / Sehpa / Coffeetable / L 50 cm. / D 50 cm. H 40 cm.

KSN 03 / Keson / Pedestal / L 40 cm. / D 47 cm. H 63 cm.

DSK 05 / Kapaklı Dolap / Bookcase / L 80 cm. / D 40 cm. H 84 cm.

DSK 06 / Cam Kapaklı Dolap / Bookcase / L 80 cm. / D 40 cm. H 84 cm.

SMA 10 / Smart Müdür Koltuğu / Manager Chair / Micro 17/ Sert file 08

SMA 20 / Smart Misafir Koltuğu / Guest Chair / Micro 17/ Sert file 08

30 mm tabla kalınlığı, merkezi kilit, çubuk ray, plastik çekmece, krom yay kulp. / 30 mm desktop thickness, central lock, not bended, non brake ABS supported plastic drawer, chrome handle.





EFW 01 01 / Masa / Table / L 190 cm. / D 70 cm. H 75 cm.

DSK 13 / Yarım Kapak Dolap / Bookcase / L 80 cm. / D 40 cm. H 119 cm.

DSK 14 / Boy Kapak Dolap / Bookcase / L 80 cm. / D 40 cm. H 119 cm.

EFW 79 / Sehpa / Coffeetable / L 70 cm. / D 50 cm. H 42 cm.

INR 20 / Intro Müdür Koltuğu / Manager Chair / Aspandos 19 / Sert file 01

INR 40 / Intro Misafir Koltuğu / Guest Chair / Aspandos 19 / Sert file 01

30 mm tabla, krom yay kulp, plastik çekmece, merkezi kilit, çubuk ray, plastik pc menfezi. / 30 mm desktop thickness, plastic vent-hole, chrome handle, plastic drawer, central lock, drawer rail.



EFW 06 / Masa / Table / L 180 cm. / D 70 cm. H 75 cm.

EFW 80 / Etajer / Etagere / L 90 cm. / D 55 cm. H 75 cm.

DSK 13 / Yarım Kapak Dolap / Bookcase / L 80 cm. / D 40 cm. H 119 cm.

DSK 14 / Boy Kapak Dolap / Bookcase / L 80 cm. / D 40 cm. H 119 cm.

EFW 79 / Sehpa / Coffeetable / L 70 cm. / D 50 cm. H 42 cm.

KSN 03 / Keson / Pedestal / L 40 cm. / D 47 cm. H 63 cm.

INR 20 / Intro Müdür Koltuğu / Manager Chair / Aspandos 19 / Sert file 01

INR 40 / Intro Misafir Koltuğu / Guest Chair / Aspandos 19 / Sert file 01

30 mm tabla, omurga kablo kanalı. / 30 mm desktop thickness, cable channel.

30 mm tabla, omurga kablo kanalı.

30 mm desktop thickness, cable channel.

EFW 07	(Sağ Etajerli/ R)	L/140	D/150	H/75
EFW 07 01	(Sol Etajerli / L)	L/140	D/150	H/75
EFW 08	(Sağ Etajerli/ R)	L/160	D/150	H/75
EFW 08 01	(Sol Etajerli / L)	L/160	D/150	H/75
EFW 09	(Sağ Etajerli/ R)	L/180	D/150	H/75
EFW 09 01	(Sol Etajerli / L)	L/180	D/150	H/75



30 mm tabla, omurga kablo kanalı, krom yay kulp, plastik çekmece, merkezi kilit, çubuk ray.

30 mm desktop thickness, cable channel, chrome handle, plastic drawer, central lock, drawer rail.

EFW 10	(Sağ Etajerli/ R)	L/140	D/150	H/75
EFW 10 01	(Sol Etajerli / L)	L/140	D/150	H/75
EFW 11	(Sağ Etajerli/ R)	L/160	D/150	H/75
EFW 11 01	(Sol Etajerli / L)	L/160	D/150	H/75
EFW 12	(Sağ Etajerli/ R)	L/180	D/150	H/75
EFW 12 01	(Sol Etajerli / L)	L/180	D/150	H/75



CNC ile özel form verilmiş 30 mm tabla, omurga kablo kanalı, krom yay kulp, plastik çekmece, merkezi kilit, çubuk ray.

30 mm thickness CNC shaped desktop, cable channel, chrome handle, plastic drawer, central lock, drawer rail.

EFW 13	(Sağ Etajerli/ R)	L/140	D/150	H/75
EFW 13 01	(Sol Etajerli / L)	L/140	D/150	H/75
EFW 14	(Sağ Etajerli/ R)	L/160	D/150	H/75
EFW 14 01	(Sol Etajerli / L)	L/160	D/150	H/75
EFW 15	(Sağ Etajerli/ R)	L/180	D/150	H/75
EFW 15 01	(Sol Etajerli / L)	L/180	D/150	H/75





30 mm tabla, omurga kablo kanalı, krom yay kulp, plastik çekmece, merkezi kilit, çubuk ray, 18 mm suntalam seperatör.

30 mm desktop thickness, cable channel, chrome handle, plastic drawer, central lock, drawer rail, 18 mm chipboard separator.

EFW 16	L/282	D/150	H/110
EFW 17	L/322	D/150	H/110
EFW 18	L/362	D/150	H/110



30 mm tabla, omurga kablo kanalı, krom yay kulp, plastik çekmece, merkezi kilit, çubuk ray, 4 mm pleksiglas seperatör.

30 mm desktop thickness, cable channel, chrome handle, plastic drawer, central lock, drawer rail, 4 mm plexiglass separator.

EFW 19	L/280	D/150	H/110
EFW 20	L/320	D/150	H/110
EFW 21	L/360	D/150	H/110



30 mm tabla, omurga kablo kanalı, krom yay kulp, plastik çekmece, merkezi kilit, çubuk ray, 30 mm alüminyum profilili bölücü panel.

30 mm desktop thickness, cable channel, chrome handle, plastic drawer, central lock, drawer rail, 30 mm aluminium profiled separator.

EFW 22	L/283	D/150	H/110
EFW 23	L/323	D/150	H/110
EFW 24	L/363	D/150	H/110

CNC ile özel form verilmiş 30 mm tabla, omurga kablo kanalı, krom yay kulp, plastik çekmece, merkezi kilit, çubuk ray, 18 mm suntalam seperatör.

30 mm thickness CNC shaped desktop, cable channel, chrome handle, plastic drawer, central lock, drawer rail, 18 mm chipboard separator.

EFW 25	L/282	D/150	H/110
EFW 26	L/322	D/150	H/110
EFW 27	L/362	D/150	H/110



CNC ile özel form verilmiş 30 mm tabla, omurga kablo kanalı, krom yay kulp, plastik çekmece, merkezi kilit, çubuk ray, 4 mm pleksiglas seperatör.

30 mm thickness CNC shaped desktop, cable channel, chrome handle, plastic drawer, central lock, drawer rail, 4 mm plexiglass separator.

EFW 28	L/280	D/150	H/110
EFW 29	L/320	D/150	H/110
EFW 30	L/360	D/150	H/110



CNC ile özel form verilmiş 30 mm tabla, omurga kablo kanalı, krom yay kulp, plastik çekmece, merkezi kilit, çubuk ray, 30 mm alüminyum profilli bölücü panel.

30 mm thickness CNC shaped desktop, cable channel, chrome handle, plastic drawer, central lock, drawer rail, 30 mm aluminium profiled separator.

EFW 31	L/283	D/150	H/110
EFW 32	L/323	D/150	H/110
EFW 33	L/363	D/150	H/110





30 mm tabla, omurga kablo kanalı, krom yay kulp, plastik çekmece, merkezi kilit, çubuk ray, 18 mm suntalam seperatör.

30 mm desktop thickness, cable channel, chrome handle, plastic drawer, central lock, drawer rail, 18 mm chipboard separator.

EFW 34	L/282	D/302	H/110
EFW 35	L/322	D/302	H/110
EFW 36	L/362	D/302	H/110



30 mm tabla, omurga kablo kanalı, krom yay kulp, plastik çekmece, merkezi kilit, çubuk ray, 4 mm pleksiglas seperatör.

30 mm desktop thickness, cable channel, chrome handle, plastic drawer, central lock, drawer rail, 4 mm plexiglass separator.

EFW 37	L/280	D/300	H/110
EFW 38	L/320	D/300	H/110
EFW 39	L/360	D/300	H/110



30 mm tabla, omurga kablo kanalı, krom yay kulp, plastik çekmece, merkezi kilit, çubuk ray, 30 mm alüminyum profilili bölücü panel.

30 mm desktop thickness, cable channel, chrome handle, plastic drawer, central lock, drawer rail, 30 mm aluminium profiled separator.

EFW 40	L/283	D/303	H/110
EFW 41	L/323	D/303	H/110
EFW 42	L/363	D/303	H/110

CNC ile özel form verilmiş 30 mm tabla, omurga kablo kanalı, krom yay kulp, plastik çekmece, merkezi kilit, çubuk ray, 18 mm suntalam seperatör.

30 mm thickness CNC shaped desktop, cable channel, chrome handle, plastic drawer, central lock, drawer rail, 18 mm chipboard separator.

EFW 43	L/282	D/302	H/110
EFW 44	L/322	D/302	H/110
EFW 45	L/362	D/302	H/110



CNC ile özel form verilmiş 30 mm tabla, omurga kablo kanalı, krom yay kulp, plastik çekmece, merkezi kilit, çubuk ray, 4 mm pleksiglas seperatör.

30 mm thickness CNC shaped desktop, cable channel, chrome handle, plastic drawer, central lock, drawer rail, 4 mm plexiglass separator.

EFW 46	L/280	D/300	H/110
EFW 47	L/320	D/300	H/110
EFW 48	L/360	D/300	H/110



CNC ile özel form verilmiş 30 mm tabla, omurga kablo kanalı, krom yay kulp, plastik çekmece, merkezi kilit, çubuk ray, 30 mm alüminyum profilli bölücü panel.

30 mm thickness CNC shaped desktop, cable channel, chrome handle, plastic drawer, central lock, drawer rail, 30 mm aluminium profiled separator.

EFW 49	L/283	D/303	H/110
EFW 50	L/323	D/303	H/110
EFW 51	L/363	D/303	H/110





30 mm tabla, omurga kablo kanalı, 18 mm suntalam seperatör.

30 mm desktop thickness, cable channel, 18 mm chipboard separator.

EFW 52	L/282	D/142	H/110
EFW 53	L/322	D/142	H/110
EFW 54	L/362	D/142	H/110



30 mm tabla, omurga kablo kanalı, 4 mm pleksiglas seperatör.

30 mm desktop thickness, cable channel, 4 mm plexiglass separator.

EFW 55	L/280	D/140	H/110
EFW 56	L/320	D/140	H/110
EFW 57	L/360	D/140	H/110



30 mm tabla, omurga kablo kanalı, 30 mm alüminyum profilili bölücü panel.

30 mm desktop thickness, cable channel, 30 mm aluminium profiled separator.

EFW 58	L/283	D/143	H/110
EFW 59	L/323	D/143	H/110
EFW 60	L/363	D/143	H/110

30 mm tabla, omurga kablo kanalı, 18 mm suntalam seperatör.

30 mm desktop thickness, cable channel, 18 mm chipboard separator.

EFW 61	L/140	D/142	H/110
EFW 62	L/160	D/142	H/110
EFW 63	L/180	D/142	H/110



30 mm tabla, omurga kablo kanalı, 4 mm pleksiglas seperatör.

30 mm desktop thickness, cable channel, 4 mm plexiglass separator.

EFW 64	L/140	D/140	H/110
EFW 65	L/160	D/140	H/110
EFW 66	L/180	D/140	H/110



30 mm tabla, omurga kablo kanalı, 30 mm alüminyum profilli bölücü panel.

30 mm desktop thickness, cable channel, 30 mm aluminium profiled separator.

EFW 67	L/143	D/143	H/110
EFW 68	L/163	D/143	H/110
EFW 69	L/183	D/143	H/110





CNC ile özel form verilmiş 30 mm tabla, 18 mm suntalam seperatör.

30 mm thickness, CNC shaped desktop, 18 mm chipboard separator.

EFW 70

L/280

D/242

H/110



CNC ile özel form verilmiş 30 mm tabla, 4 mm pleksiglas seperatör.

30 mm thickness, CNC shaped desktop, 4 mm plexiglass separator.

EFW 71

L/278

D/241

H/110



CNC ile özel form verilmiş 30 mm tabla, omurga kablo kanalı, 30 mm alüminyum profilli bölücü panel.

30 mm thickness CNC shaped desktop, cable channel, 30 mm aluminium profiled separator.

EFW 72

L/281

D/243

H/110



EFW 70

EFW 62

EFW 70



30 mm tabla, krom yay kulp, plastik çekmece, merkezi kilit, çubuk ray, plastik pc menfezi.

30 mm desktop thickness, chrome handle, plastic drawer, plastic vent-hole, central lock, drawer rail.

EFW 73	L/295	D/211	H/75
EFW 74	L/335	D/211	H/75
EFW 75	L/375	D/211	H/75



30 mm tabla, krom yay kulp, plastik çekmece, merkezi kilit, çubuk ray, plastik pc menfezi.

30 mm desktop thickness, chrome handle, plastic drawer, plastic vent-hole, central lock, drawer rail.

EFW 76	L/295	D/421	H/75
EFW 77	L/335	D/421	H/75
EFW 78	L/375	D/421	H/75

artek series



**PERSONEL / STAFF**

ATK 02 / Masa / Table / L 160 cm. / D 77 cm. H 75 cm.

ATK 10 / Etajer / Etagere / L 80 cm. / D 50 cm. H 75 cm.

ATK 12 / Sehpa / Coffeetable / L 50 cm. / D 50 cm. H 40 cm.

DSK 05 / Kapaklı Dolap / Bookcase / L 80 cm. / D 40 cm. H 84 cm.

DSK 13 / Kapaklı Dolap / Bookcase / L 80 cm. / D 40 cm. H 119 cm.

LXR 10 / Luxor Müdür Koltuğu / Manager Chair / Micro 01/ Sert file 01

LXR 20 / Luxor Misafir Koltuğu / Guest Chair / Micro 01/ Sert file 01

30 mm kalınlıkta parçalı tabla, merkezi kilit, çubuk ray, plastik çekmece, krom yay kulp. / 30 mm desktop thickness, 2 parts joined (etegare and desktop) central lock, not bended, non brake ABS supported plastic drawer, chrome handle.



artek kavisli tabla

teak / parlak siyah



PERSONEL / STAFF

ATK 08 / Masa / Table / L 160 cm. / D 150 cm. H 75 cm.

ATK 12 / Sehpa / Coffeetable / L 50 cm. / D 50 cm. H 40 cm.

DSK 05 / Kapaklı Dolap / Bookcase / L 80 cm. / D 40 cm. H 84 cm.

DSK 13 / Kapaklı Dolap / Bookcase / L 80 cm. / D 40 cm. H 119 cm.

LXR 10 / Luxor Müdür Koltuğu / Manager Chair / Micro 01/ Sert file 01

LXR 20 / Luxor Misafir Koltuğu / Guest Chair / Micro 01/ Sert file 01

30 mm tabla kalınlığı, CNC'de form verilmiş tabla, çubuk ray, merkezi kilit, plastik çekmece, krom yay kulp. / 30 mm desktop thickness, angle shaped, sitting side central lock, not bended, non brake ABS supported plastic drawer, chrome handle.



**PERSONEL / STAFF**

ATK 05 / Masa / Table / L 160 cm. / D 77 cm. H 75 cm.

ATK 10 / Etajer / Etagere / L 80 cm. / D 50 cm. H 75 cm.

ATK 12 / Sehpa / Coffeetable / L 50 cm. / D 50 cm. H 40 cm.

DSK 05 / Kapaklı Dolap / Bookcase / L 80 cm. / D 40 cm. H 84 cm.

DSK 13 / Kapaklı Dolap / Bookcase / L 80 cm. / D 40 cm. H 84 cm.

LXR 10 / Luxor Müdür Koltuğu / Manager Chair / Micro 01/ Sert file 01

LXR 20 / Luxor Misafir Koltuğu / Guest Chair / Micro 01/ Sert file 01

30 mm tabla kalınlığı, CNC'de form verilmiş tabla, çubuk ray, merkezi kilit, plastik çekmece, krom yay kulp. / 30 mm desktop thickness - angle shaped sitting side central lock, not bended, non brake ABS supported plastic drawer, chrome handle.

trend, series



**PERSONEL / STAFF**

- TDM0112 / Masa / Table / L 120 cm. / D 70 cm. H 75 cm.**
TDM0114 / Masa / Table / L 140 cm. / D 80 cm. H 75 cm.
TDM0116 / Masa / Table / L 160 cm. / D 80 cm. H 75 cm.
TDM0118 / Masa / Table / L 180 cm. / D 80 cm. H 75 cm.
TDM0120 / Masa / Table / L 200 cm. / D 90 cm. H 75 cm.
TDM0307 / Sehpa / Coffee Table / L 70 cm. / D 50 cm. H 42 cm.
ARM0408BK / Kitaplık / Bookcase / L 80 cm. / D 37 cm / H 84 cm.

koddiva / antrasit



PERSONEL / STAFF

TDM0112 / Masa / Table / L 120 cm. / D 70 cm. H 75 cm.

TDM0114 / Masa / Table / L 140 cm. / D 80 cm. H 75 cm.

TDM0116 / Masa / Table / L 160 cm. / D 80 cm. H 75 cm.

TDM0118 / Masa / Table / L 180 cm. / D 80 cm. H 75 cm.

SWK0604 / Work Kabin / Work Cabinet / L 40 cm. / D 80 cm. H 68 cm.



18 mm tabla, 18mm suntalam seperatör.

18 mm desktop thickness, 18 mm chipboard separator.

TRD 01	L/140	D/142	H/110
TRD 02	L/160	D/162	H/110
TRD 03	L/180	D/162	H/110
TRD 04	L/200	D/162	H/110



18 mm tabla, 18mm suntalam seperatör.

18 mm desktop thickness, 18 mm chipboard separator.

TRD 05	L/140	D/142	H/110
TRD 06	L/160	D/162	H/110
TRD 07	L/180	D/162	H/110
TRD 08	L/200	D/162	H/110



18 mm tabla, 18mm suntalam seperatör.

18 mm desktop thickness, 18 mm chipboard separator.

TRD 01	L/140	D/142	H/110
TRD 02	L/160	D/162	H/110
TRD 03	L/180	D/162	H/110
TRD 04	L/200	D/162	H/110

18 mm tabla, 18mm suntalam seperatör.

18 mm desktop thickness, 18 mm chipboard separator.

TRD 09	L/192	D/140	H/110
TRD 10	L/222	D/160	H/110
TRD 11	L/242	D/160	H/110
TRD 12	L/262	D/160	H/110



18 mm tabla, 18mm suntalam seperatör.

18 mm desktop thickness, 18 mm chipboard separator.

TRD 13	L/240	D/142	H/110
TRD 14	L/280	D/162	H/110
TRD 15	L/320	D/162	H/110
TRD 16	L/360	D/162	H/110



18 mm tabla, 18mm suntalam seperatör.

18 mm desktop thickness, 18 mm chipboard separator.

TRD 17	L/280	D/142	H/110
TRD 18	L/320	D/162	H/110
TRD 19	L/360	D/162	H/110
TRD 20	L/400	D/162	H/110





18 mm tabla, metal ayak.

18 mm desktop thickness, metal leg.

TRD 21	L/280	D/70	H/75
TRD 22	L/320	D/80	H/75
TRD 23	L/360	D/80	H/75
TRD 24	L/400	D/80	H/75

ekis series



**PERSONEL / STAFF**

EXM0112 / Masa / Table / L 120 cm. / D 70 cm. H 75 cm.

EXM0114 / Masa / Table / L 140 cm. / D 80 cm. H 75 cm.

EXM0116 / Masa / Table / L 160 cm. / D 80 cm. H 75 cm.

EXM0118 / Masa / Table / L 180 cm. / D 80 cm. H 75 cm.

EXM0120 / Masa / Table / L 200 cm. / D 90 cm. H 75 cm.

EXM0607 / Etajer / Etager / L 70 cm. / D 50 cm. H 75 cm.

EXM0307 / Sehpa / Coffee Table / L 70 cm. / D 50 cm. H 42 cm.

350-00 / Keson / Pedestal / L 42 cm. / D 46 cm. H 57 cm.



PERSONEL / STAFF

EXM0112 / Masa / Table / L 120 cm. / D 70 cm. H 75 cm.

EXM0114 / Masa / Table / L 140 cm. / D 80 cm. H 75 cm.

EXM0116 / Masa / Table / L 160 cm. / D 80 cm. H 75 cm.

EXM0118 / Masa / Table / L 180 cm. / D 80 cm. H 75 cm.

EXM0120 / Masa / Table / L 200 cm. / D 90 cm. H 75 cm.

SWK0604 / Work Kabin / Work Cabinet / L 40 cm. / D 80 cm. H 68 cm.



18 mm tabla, 18mm suntalam seperatör.

18 mm desktop thickness, 18 mm chipboard separator.

EXM01W	L/140	D/142	H/110
EXM02W	L/160	D/162	H/110
EXM03W	L/180	D/162	H/110
EXM04W	L/200	D/162	H/110



18 mm tabla, 18mm suntalam seperatör.

18 mm desktop thickness, 18 mm chipboard separator.

EXM0112W	L/120	D/142	H/110
EXM0114W	L/140	D/162	H/110
EXM0116W	L/160	D/162	H/110
EXM0118W	L/180	D/162	H/110



18 mm tabla, 18mm suntalam seperatör.

18 mm desktop thickness, 18 mm chipboard separator.

EXM05W	L/192	D/140	H/110
EXM06W	L/222	D/160	H/110
EXM07W	L/242	D/160	H/110
EXM08W	L/262	D/160	H/110

18 mm tabla, 18mm suntalam seperatör.

18 mm desktop thickness, 18 mm chipboard separator.



EXM09W	L/240	D/142	H/110
EXM10W	L/280	D/162	H/110
EXM11W	L/320	D/162	H/110
EXM12W	L/360	D/162	H/110

18 mm tabla, 18mm suntalam seperatör.

18 mm desktop thickness, 18 mm chipboard separator.



EXM13W	L/264	D/140	H/110
EXM14W	L/304	D/160	H/110
EXM15W	L/324	D/160	H/110
EXM16W	L/344	D/160	H/110

18 mm tabla, 18mm suntalam seperatör.

18 mm desktop thickness, 18 mm chipboard separator.



EXM17W	L/280	D/142	H/110
EXM18W	L/320	D/162	H/110
EXM19W	L/360	D/162	H/110
EXM20W	L/400	D/162	H/110



18 mm tabla, metal ayak.

18 mm desktop thickness, metal leg.

EXM21W	L/280	D/70	H/75
EXM22W	L/320	D/80	H/75
EXM23W	L/360	D/80	H/75
EXM24W	L/400	D/80	H/75

motto, series



**PERSONEL / STAFF**

MOTTO 01 / Masa / Table / L 120 cm. / D 70 cm. H 75 cm.

MOTTO 02 / Masa / Table / L 140 cm. / D 80 cm. H 75 cm.

MOTTO 03 / Masa / Table / L 160 cm. / D 80 cm. H 75 cm.

MOTTO 04 / Masa / Table / L 180 cm. / D 80 cm. H 75 cm.

MOTTO OPS 01 / Etajer / Etagere / L 80 cm. / D 50 cm. H 75 cm.

MOTTO SP 01 / Sehpa / Coffeetable / L 70 cm. / D 50 cm. H 45 cm.

MYL 14 / Kapaklı Dolap / Bookcase / L 80 cm. / D 41 cm. H 119 cm.

30 mm tabla, 18mm suntalam seperatör.

30 mm desktop thickness, 18 mm seperator.



MOTTO PS 01	L/120	D/140	H/75
MOTTO PS 02	L/140	D/140	H/75
MOTTO PS 03	L/160	D/140	H/75

30 mm tabla, 18mm suntalam seperatör.

30 mm desktop thickness, 18 mm seperator.



MOTTO PS 04	L/240	D/140	H/75
MOTTO PS 05	L/280	D/140	H/75
MOTTO PS 06	L/320	D/140	H/75



30 mm tabla, 18mm suntalam separatör.

30 mm desktop thickness, 30 mm separator.

MOTTO ART 01	L/140	D/142	H/110
MOTTO ART 02	L/160	D/162	H/110
MOTTO ART 03	L/180	D/162	H/110
MOTTO ART 04	L/200	D/162	H/110



30 mm tabla, 18mm suntalam separatör.

30 mm desktop thickness, 18 mmseparator.

MOTTO ART 05	L/192	D/140	H/110
MOTTO ART 06	L/222	D/160	H/110
MOTTO ART 07	L/242	D/160	H/110
MOTTO ART 08	L/262	D/160	H/110



30 mm tabla, 18mm suntalam separatör.

30 mm desktop thickness, 18 mm separator.

MOTTO ART 09	L/280	D/142	H/110
MOTTO ART 10	L/320	D/162	H/110
MOTTO ART 11	L/360	D/162	H/110
MOTTO ART 12	L/400	D/162	H/110

leggold series



**PERSONEL / STAFF**

LEGOLD PS 01 / Masa / Table / L 120 cm. / D 70 cm. H 75 cm.

LEGOLD PS 01 / Masa / Table / L 140 cm. / D 70 cm. H 75 cm.

LEGOLD PS 01 / Masa / Table / L 160 cm. / D 70 cm. H 75 cm.

LEGOLD OPS 01 / Etajer / Etagere / L 80 cm. / D 50 cm. H 75 cm.

LEGOLD SP 01 / Sehpa / Coffeetable / L 50 cm. / D 50 cm. H 45 cm.

18 mm tabla, 18mm seperatör.

18 mm desktop thickness, 18 mm separator.



MOTTO PS 01	L/120	D/140	H/75
MOTTO PS 02	L/140	D/140	H/75
MOTTO PS 03	L/160	D/140	H/75

18 mm tabla, 18mm suntalam seperatör.

18 mm desktop thickness, 18 mm separator.



MOTTO PS 04	L/240	D/140	H/75
MOTTO PS 05	L/280	D/140	H/75
MOTTO PS 06	L/320	D/140	H/75

JUST
imagine
IT

ALYA 



toplanti masalari

meeting table



100

zeugma

kiraz / parlak beyaz

ZEU 02 / L 350 cm. / D 160 cm. H 75 cm.



lares

verona - krom

LAR 06 / L 200 cm. / D 100 cm. H 75 cm.



lares

101

sofia / parlak siyah

LAR 07 / L 310 cm. / D 160 cm. H 75 cm.



carina

marbella / antrasit

CAM0730 / L 300 cm. / D 140 cm. H 75 cm.

CAM0740 / L 400 cm. / D 160 cm. H 75 cm.



102

fortune

latin ceviz / parlak beyaz

FOR 02 / L 450 cm. / D 135 cm. H 75 cm.



fortune

deri / leather

çam / inter 01

FOR 01 / L 450 cm. / D 135 cm. H 75 cm.



deri / leather

fortune-U

103

verona / inter 07

FOR 03 / L 575 cm. / D 250 cm. H 75 cm.



deri / leather

lares -U

parlak beyaz / aspandos 19 / krom

LAR 08 / L 550 cm. / D 300 cm. H 75 cm.



104

legold ms-04

MS 04 / L 280 cm. / D 130 cm. H 75 cm.
MS 04 / L 360 cm. / D 130 cm. H 75 cm.
MS 04 / L 420 cm. / D 130 cm. H 75 cm.
MS 04 / L 500 cm. / D 130 cm. H 75 cm.



legold ms-01

MS 01 / L 102 cm. / D 92 cm. H 75 cm.
MS 01 / L 175 cm. / D 198 cm. H 75 cm.



mt 13

105

MT 13 / L 250 cm. / D 110 cm. H 75 cm.
MT 13 / L 300 cm. / D 110 cm. H 75 cm.



mt 14

MT 14 / L 180 cm. / D 100 cm. H 75 cm.
MT 14 / L 200 cm. / D 100 cm. H 75 cm.
MT 14 / L 220 cm. / D 100 cm. H 75 cm.



106

biela

BIE.05.20 / L 200 cm. / D 100 cm. H 75 cm.



eagle

EAG.05.20 / L 200 cm. / D 100 cm. H 75 cm.



EXM0120P / L 200 cm. / D 90 cm. H 75 cm.



mt 15

MT 15 / L 140 cm. / D 100 cm. H 75 cm.
MT 15 / L 160 cm. / D 100 cm. H 75 cm.



108

oval

ıraęan / parlak siyah

OVT 01 / L 350 cm. / D 160 cm. H 75 cm.



ekol

sofia / kromaj

EKO 05 / Ø 100 cm. H 75 cm.



ceviz

EFE 16 / L 200 cm. / D 100 cm. H 75 cm.



erik

EFE 14 / Ø 120 cm. H 75 cm.



receptions & rostrums



RPN 23 / parlak beyaz / verona
L 200 cm. / D 70 cm. / H 110 cm.



RPN 20 / parlak beyaz / antrasit
L 220 cm. / D 71 cm. / H 105 cm.



RPN 08 / çırağan / parlak siyah / parlak beyaz
L 180 cm. / D 69 cm. / H 116 cm.



RPN / parlak beyaz / latin ceviz
L 320 cm. / D 71 cm. / H 105 cm.



RPN 01

parlak beyaz / ceviz

L 100 cm. / D 69 cm. / H 113 cm.

RPN 03

L 140 cm. / D 69 cm. / H 113 cm.

RPN 06

L 72 cm. / D 72 cm. / H 113 cm.



KUU 02/ parlak beyaz / verona
L 70 cm. / D 55 cm. / H 115 cm.



KUU 01/ ceviz

L 75 cm. / D 55 cm. / H 115 cm.

**YENİ LOTUS BANKO** / antrasit / marbella

L 180 cm. / D 65 cm. / H 100 cm.

L 200 cm. / D 65 cm. / H 100 cm.

L 220 cm. / D 65 cm. / H 100 cm.

**GM 1100** / beyaz / antrasit

L 180 cm. / D 70 cm. / H 125 cm.

L 200 cm. / D 70 cm. / H 125 cm.



LİBRA BANKO / teak / siyah
 L 180 cm. / D 80 cm. / H 119 cm.
 L 200 cm. / D 80 cm. / H 119 cm.
 L 220 cm. / D 80 cm. / H 119 cm.



RST.20.02 KÜRSÜ / erik / parlak beyaz
 L 70 cm. / D 54 cm. / H 115 cm.



ANGLE BANKO / marbella / beyaz
 L 140 cm. / D 74 cm. / H 119 cm.
 L 160 cm. / D 74 cm. / H 119 cm.
 L 180 cm. / D 74 cm. / H 119 cm.



RST.20.03 KÜRSÜ / erik / parlak beyaz
 L 60 cm. / D 53 cm. / H 115 cm.



CURVE BANKO / akasya / beyaz
 L 140 cm. / D 77 cm. / H 119 cm.
 L 160 cm. / D 77 cm. / H 119 cm.
 L 180 cm. / D 77 cm. / H 119 cm.



RST.20.01 KÜRSÜ / marbella
 L 70 cm. / D 45 cm. / H 115 cm.



ALYA DESIGN 01 / antrasit / çam / cappuccino



ALYA DESIGN 02 / safirmeşe / antrasit



ALYA DESIGN 03 / bordo / krem



GM 1150 çizgi BANKO / siyah / teak

L 200 cm. / D 60 cm. / H 112 cm.

L 250 cm. / D 60 cm. / H 112 cm.



DSK 01
L40 / D40 / H84



DSK 02
L40 / D40 / H84



DSK 03
L40 / D40 / H84



DSK 04
L80 / D40 / H84




DSK 05
L80 / D40 / H84



DSK 06
L80 / D40 / H84




DSK 13
L80 / D40 / H119



DSK 14
L80 / D40 / H119



DSK 15
L80 / D40 / H119



DSK 16
L80 / D40 / H119



DSK 24
L80 / D40 / H156




DSK 25
L80 / D40 / H156




DSK 26
L80 / D40 / H156




DSK 27
L80 / D40 / H156



DSK 07
D40 / D40 / H119




DSK 08
L40 / D40 / H119



DSK 09
L40 / D40 / H119




DSK 10
L40 / D40 / H119




DSK 11
L40 / D40 / H119



DSK 12
L80 / D40 / H119



DSK 17
L40 / D40 / H156




DSK 18
L40 / D40 / H156



DSK 19
L40 / D40 / H156



DSK 20
L40 / D40 / H156



DSK 21
L40 / D40 / H156



DSK 22
L40 / D40 / H156



DSK 23
L40 / D40 / H156



DSK 28
L80 / D40 / H156



DSK 29
L80 / D40 / H156



DSK 30
L80 / D40 / H156




DSK 31
L80 / D40 / H156




DSK 32
L40 / D40 / H192




DSK 33
L40 / D40 / H192




DSK 34
L40 / D40 / H192



DSK 35
L50 / D60 / H192



DSK 36
L40 / D40 / H192



DSK 37
L40 / D40 / H192



DSK 42
L80 / D40 / H192



DSK 43
L80 / D40 / H192



DSK 44
L80 / D40 / H192



DSK 45
L80 / D40 / H192



DSK 38
L40 / D40 / H192



DSK 39
L80 / D40 / H192




DSK 40
L80 / D40 / H192



DSK 41
L80 / D40 / H192



DSK 46
L80 / D60 / H192



DSK 47
L80 / D60 / H192



DSK 48
L80 / D40 / H192



DSK 49
L80 / D30 / H192



TEKLİ SOYUNMA DOLABI
L40 / D40 / H185



İKİLİ SOYUNMA DOLABI
L80 / D40 / H185



ÜÇLÜ SOYUNMA DOLABI
L117 / D40 / H185



İKİLİ EKO SOYUNMA DOLABI
L40 / D40 / H200



DÖRTLÜ EKO SOYUNMA DOLABI
L80 / D40 / H200



ALTILI EKO SOYUNMA DOLABI
L117 / D40 / H200



BEŞ GÖZLÜ
L40 / D40 / H175



ON GÖZLÜ
L80 / D40 / H175



ON BEŞ GÖZLÜ
L117 / D40 / H175



DOSYA DOLABI
L92 / D40 / H100



DOSYA DOLABI
L92 / D40 / H130



DOSYA DOLABI
L92 / D40 / H195

metal cupboards



İKİLİ KLASÖR DOLABI
L46 / D62 / H70



ÜÇLÜ KLASÖR DOLABI
L46 / D62 / H100



DÖRTLÜ KLASÖR DOLABI
L46 / D62 / H130



TEKLİ Z DOLAP
L40 / D40 / H192



İKİLİ Z DOLAP
L80 / D40 / H192

pedestals



KSN 01 / L 40 cm. / D 47 cm. H 66 cm.
Kalemlik / Pen Holder
Ahşap Çekmece / Wooden Drawers
Teleskopik Ray / Telescopic Rail
Krom Kare Kulp / Chrome Handle
Merkezi Kilit / Center Lock



KSN 02 / L 40 cm. / D 47 cm. H 63 cm.
Ahşap Çekmece / Wooden Drawers
Teleskopik Ray / Telescopic Rail
Krom Kare Kulp / Chrome Handle
Merkezi Kilit / Center Lock



KSN 03 / L 40 cm. / D 47 cm. H 63 cm.
Plastik Çekmece / Plastic Drawers
Çubuk Ray / Rod Rail
Krom Yay Kulp / Chrome Handle
Merkezi Kilit / Center Lock



KSN 04 / L 40 cm. / D 45 cm. H 54 cm.
Plastik Çekmece / Plastic Drawers
Tek Kilit / Single Lock
Çubuk Ray / Rod Rail
Krom yay kulp / Chrome Handle



KSN 05 / L 40 cm. / D 42 cm. H 36 cm.
Çubuk Ray / Rod Rail
Krom Yay Kulp / Chrome Handle
Tek Kilit / Single Lock
Plastik Çekmece / Plastic Drawers



KSN 06 / L 40 cm. / D 42 cm. H 18 cm.
Çubuk Ray / Rod Rail
Krom Yay Kulp / Chrome Handle
Tek Kilit / Single Lock
Plastik Çekmece / Plastic Drawers



KSN 08 / L 40 cm. / D 45 cm. H 62 cm.
Üstü minderli / Cushion Puff
Teleskopik Ray / Telescopic Rail
Krom Yay Kulp / Chrome Handle
Tek Kilit / Single Lock
Plastik Çekmece / Plastic Drawers



KSN 09 / L 40 cm. / D 45 cm. H 50 cm.
Üstü minderli / Cushion Puff
Teleskopik Ray / Telescopic Rail
Krom Yay Kulp / Chrome Handle
Tek Kilit / Single Lock
Plastik Çekmece / Plastic Drawers



KSN 10 / L 40 cm. / D 50 cm. H 27 cm.
Çubuk Ray / Rod Rail
Krom Yay Kulp / Chrome Handle
Plastik Çekmece / Plastic Drawers

pc masası

pc table



BLG 01 / L 90 cm. / D 60 cm. H 75 cm.

Çubuk Ray / Rod Rail

Krom Yay Kulp / Chrome Handle

Ahşap Çekmece / Wooden Drawers

pc kasa taşıyıcıları

HDD carrier chassis



BLG 02 / L 27 cm. / D 47 cm. H 62 cm.

18 mm melamin / 18 mm melamine

Plastik hareketli tekerlek / Plastic Active wheel



BLG 03 / L 27 cm. / D 47 cm. H 14 cm.

18 mm melamin / 18 mm melamine

Plastik hareketli tekerlek / Plastic Active wheel



BLG 04 / L 29 cm. / D 50 cm. H 20 cm.

18 mm melamin / 18 mm melamine

Plastik hareketli tekerlek / Plastic Active wheel

accessories



CLG 2054A



GK 01



GK 04



CLG 2057 B



GK 02



CLG 2055A



2052 A



CLG 2053 A



GK 06



CLG 2085 S



CLG 2085 P



CLG 2053 F



CLG 2052 F

ofis bölmeleri

office separator





office separator








office separator







bölücü paneller




divider panels







bölücü paneller

divider panels









school project





okul projeleri

school project





dorm project









notlar

notes

ALYA OFİS MOBİLYALARI

Masko Mobilyacılar Sitesi 20 / A Blok No:25 İkitelli / İstanbul

TEL : + 90 212 224 91 95 FAX : +90 212 224 91 54



EPOSTA : info@alya.com.tr

WEB SITE : www.alya.com.tr